Technical Data

Luffing Capacities

348 HYLAB 5

Luffing Attachment

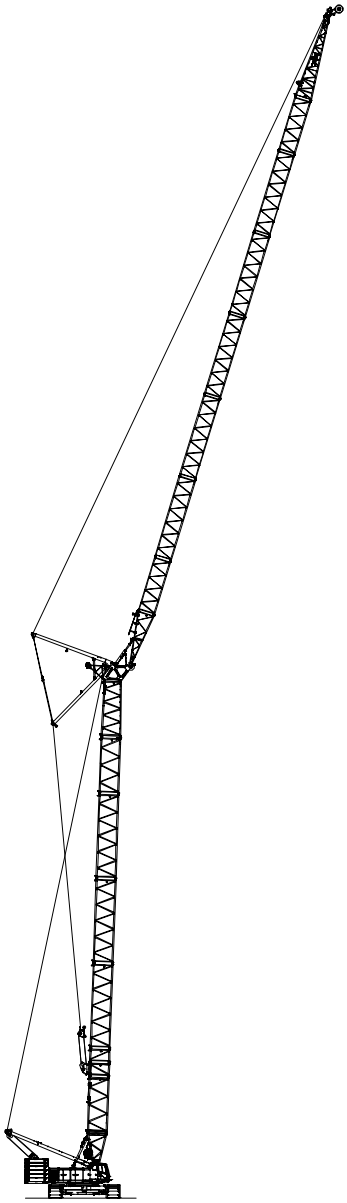

CAUTION: This material is supplied for reference use only. Operator must refer to in – cab Crane Rating Manual and Operator's Manual to determine allowable crane lifting capacities and assembly and operating procedures.

Luffing Attachment

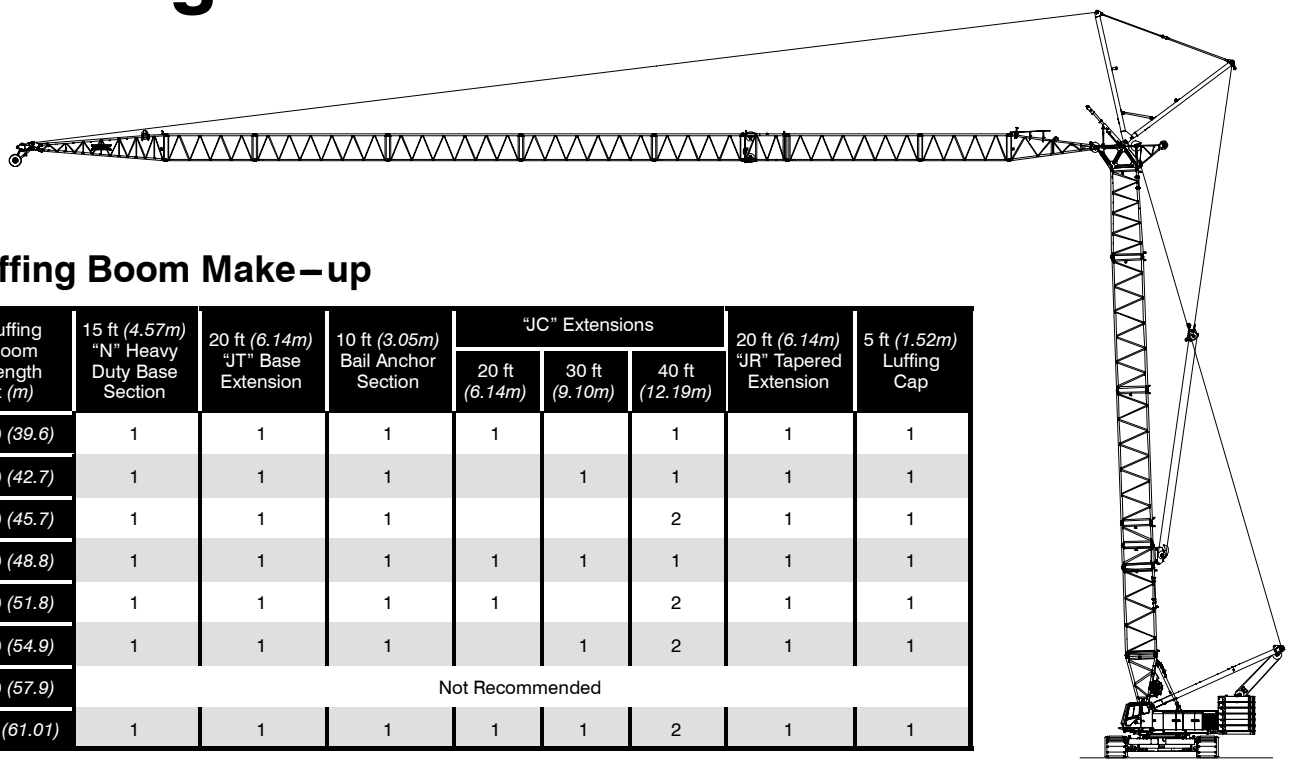

Luffing Boom Make–up

Luffing Boom Length ft *(m)*	15 ft *(4.57m)* "N" Heavy Duty Base Section	20 ft *(6.14m)* "JT" Base Extension	10 ft *(3.05m)* Bail Anchor Section	"JC" Extensions			20 ft *(6.14m)* "JR" Tapered Extension	5 ft *(1.52m)* Luffing Cap
				20 ft *(6.14m)*	30 ft *(9.10m)*	40 ft *(12.19m)*		
130 *(39.6)*	1	1	1	1		1	1	1
140 *(42.7)*	1	1	1		1	1	1	1
150 *(45.7)*	1	1	1			2	1	1
160 *(48.8)*	1	1	1	1	1	1	1	1
170 *(51.8)*	1	1	1	1		2	1	1
180 *(54.9)*	1	1	1		1	2	1	1
190 *(57.9)*	Not Recommended							
200 *(61.01)*	1	1	1	1	1	2	1	1

Luffing Jib Make–up

Luffing Jib Length ft *(m)*	20 ft *(6.14m)* "F" Base Section	"FE" Luffing Jib Extensions				30 ft *(9.14m)* "G" Long Range Top Section
		10 ft *(3.05m)*	20 ft *(6.14m)*	30 ft *(9.10m)*	40 ft *(12.19m)*	
100 *(30.5)*	1	1			1	1
110 *(33.5)*	1		1		1	1
120 *(36.6)*	1			1	1	1
130 *(39.6)*	1				2	1
140 *(42.7)*	1		1	1	1	1
150 *(45.7)*	1	1	1	1	1	1
160 *(48.8)*	1			1	2	1
170 *(51.8)*	1				3	1
180 *(54.9)*	1		1	1	2	1
190 *(57.9)*	1	1	1	1	2	1
200 *(61.0)*	1			1	3	1
210 *(60.0)*	1	1		1	3	1
220 *(67.1)*	1		1	1	3	1
230 *(70.1)*	1	1	1	1	3	1
240 *(73.2)*	1	2	1	1	3	1

Notes:

1. Capacities shown are in kips/metric tons (1 kip = 1,000 lb / 1 metric ton = 0.45 kips) and are not more than 75% of the tipping loads with the crane standing level on a firm supporting surface. A deduction must be made from these capacities for the weight of the hook block, hook ball, sling, grapple, load weighing devices, etc. When lifting from the luffing jib with the fixed jib installed, reduce capacities by values shown in the Crane Rating Manual. See Operator's Manual for all limitations when raising or lowering attachment.
2. The capacities in the shaded areas are based on structural strength. The capacities in the non–shaded areas are based on stability ratings.
3. All luffing attachment combinations require the maximum counterweight combination "ABC+A".
4. Load ratings are based on freely suspended loads and make no allowances for such factors as the effect of the wind on load, ground conditions, and operating speeds. The operator shall therefore reduce load ratings in order to take these conditions into account. Refer to the Crane Rating Manual for Wind Speed Restrictions.
5. Refer to the Crane Rating Manual for allowable attachment liftoff lengths and allowable working lengths at the various luffing boom angles.
6. The fixed jib has only one length [40 ft *(12.19m)*] and only one offset with respect to the luffing jib (5˚).
7. These capacities are in compliance with ASME/ANSI B30.5 at date of manufacture.
8. These capacities apply only to the crane as originally manufactured and normally equipped by Link-Belt Construction Equipment Company.

* See Link–Belt® website, www.linkbelt.com, for complete luffing attachment working range details and capacities including fixed jib and midfall.

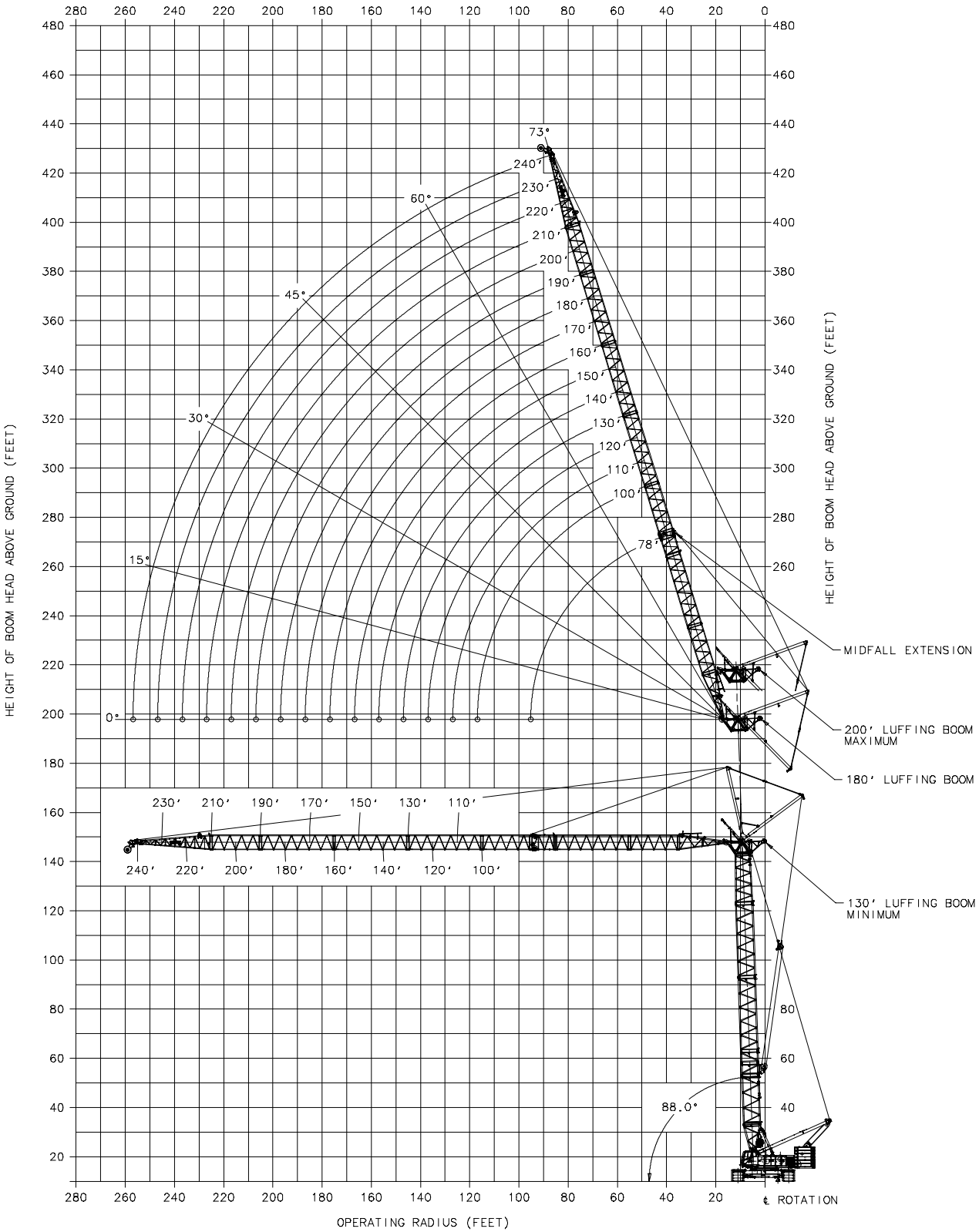
HEIGHT OF BOOM HEAD ABOVE GROUND (FEET)
OPERATING RADIUS (FEET)
℄ ROTATION
73°
60°
45°
30°
15°
0°
78°
88.0°
240'
230'
220'
210'
200'
190'
180'
170'
160'
150'
140'
130'
120'
110'
100'
MIDFALL EXTENSION
200' LUFFING BOOM MAXIMUM
180' LUFFING BOOM
130' LUFFING BOOM MINIMUM

LS-348H 5 -- 360 Degree Capacities -- Extended Gage -- Luffing Jib
80" X 95" Luffing Boom, 68" X 80" Luffing Jib, ABC + A Counterweight

						Luffing Boom Angle: 88 Degrees					85 Degrees					80 Degrees					75 Degrees					70 Degrees					65 Degrees					
Luffing Boom Length (ft)	Luffing Boom Length (m)	Luffing Jib Length (ft)	Luffing Jib Length (m)	Load Radius (ft)	Load Radius (m)	Luffing Jib Angle (deg)	Tip Height (ft)	Rated Capacity (kips)	Rated Capacity (mt)		Luffing Jib Angle (deg)	Tip Height (ft)	Rated Capacity (kips)	Rated Capacity (mt)		Luffing Jib Angle (deg)	Tip Height (ft)	Rated Capacity (kips)	Rated Capacity (mt)		Luffing Jib Angle (deg)	Tip Height (ft)	Rated Capacity (kips)	Rated Capacity (mt)		Luffing Jib Angle (deg)	Tip Height (ft)	Rated Capacity (kips)	Rated Capacity (mt)		Luffing Jib Angle (deg)	Tip Height (ft)	Rated Capacity (kips)	Rated Capacity (mt)		Load Radius (ft)
130	39.6	100	30.5	44	13.4	73.0	233.5	**139.8**	**63.4**	*																										44
130	39.6	100	30.5	50	15.2	69.6	231.6	**129.2**	**58.6**	*																										50
130	39.6	100	30.5	56	17.1						70.0	231.1	**131.9**	**59.8**	*																					56
130	39.6	100	30.5	60	18.3	63.3	227.2	**111.8**	**50.7**	*	67.6	229.6	**124.8**	**56.6**	*																					60
130	39.6	100	30.5	70	21.3	56.7	221.4	**102.2**	**46.4**	*	61.2	224.8	**108.5**	**49.2**	*																					70
130	39.6	100	30.5	75	22.9											65.0	225.8	**99.1**	**45.0**																	75
130	39.6	100	30.5	80	24.4	49.6	213.9	**95.1**	**43.1**	*	54.5	218.5	**96.0**	**43.6**		62.0	223.4	**91.8**	**41.7**																	80
130	39.6	100	30.5	90	27.4	41.5	204.1	**84.9**	**38.5**		47.1	210.3	**82.7**	**37.5**		55.3	217.4	**79.4**	**36.0**																	90
130	39.6	100	30.5	94	28.7																60.0	218.8	**71.6**	**32.5**												94
130	39.6	100	30.5	100	30.5	31.9	190.7	**74.6**	**33.8**		38.6	199.6	**72.7**	**33.0**		48.0	209.4	**69.4**	**31.5**		56.0	215.1	**66.1**	**30.0**												100
130	39.6	100	30.5	110	33.5	18.4	169.4	**57.1**	**25.9**	*	28.2	184.4	**64.3**	**29.2**		39.7	199.0	**61.4**	**27.9**		48.7	207.3	**58.1**	**26.4**												110
130	39.6	100	30.5	112	34.1																					55.0	210.2	**53.4**	**24.2**							112
130	39.6	100	30.5	115	35.1	0.0	137.9	**33.2**	**15.1**	*																										115
130	39.6	100	30.5	120	36.6						11.2	156.5	**49.1**	**22.3**	*	29.6	184.6	**54.5**	**24.7**		40.6	197.2	**51.5**	**23.4**		49.2	204.0	**48.5**	**22.0**							120
130	39.6	100	30.5	122	37.2						0.0	137.1	**36.2**	**16.4**	*																					122
130	39.6	100	30.5	129	39.3																										50.0	200.1	**41.0**	**18.6**		129
130	39.6	100	30.5	130	39.6											14.3	159.7	**48.7**	**22.1**		30.7	183.3	**46.0**	**20.9**		41.2	194.1	**43.3**	**19.6**		49.4	199.5	**40.7**	**18.5**		130
130	39.6	100	30.5	133	40.5											0.0	135.2	**40.6**	**18.4**	*																133
130	39.6	100	30.5	140	42.7																16.3	160.3	**41.4**	**18.8**		31.5	180.5	**39.9**	**18.1**		41.4	189.6	**37.5**	**17.0**		140
130	39.6	100	30.5	144	43.9																0.0	132.2	**40.4**	**18.3**												144
130	39.6	100	30.5	150	45.7																					17.6	158.6	**36.0**	**16.3**		31.8	176.1	**33.9**	**15.4**		150
130	39.6	100	30.5	155	47.2																					0.0	128.3	**34.2**	**15.5**							155
130	39.6	100	30.5	160	48.8																										18.2	154.7	**30.7**	**13.9**		160
130	39.6	100	30.5	165	50.3																										0.0	123.5	**29.1**	**13.2**		165
130	39.6	120	36.6	50	15.2	73.0	252.6	**114.0**	**51.7**	*																										50
130	39.6	120	36.6	60	18.3	68.0	249.1	**104.5**	**47.4**	*																										60
130	39.6	120	36.6	63	19.2						70.0	249.9	**107.7**	**48.9**	*																					63
130	39.6	120	36.6	70	21.3	62.8	244.6	**92.6**	**42.0**	*	66.4	247.1	**101.6**	**46.1**	*																					70
130	39.6	120	36.6	80	24.4	57.3	238.8	**85.3**	**38.7**	*	61.0	242.1	**90.3**	**41.0**	*																					80
130	39.6	120	36.6	84	25.6											65.0	243.9	**85.5**	**38.8**																	84
130	39.6	120	36.6	90	27.4	51.4	231.6	**78.8**	**35.8**	*	55.4	235.9	**81.8**	**37.1**		61.7	240.8	**78.4**	**35.6**																	90
130	39.6	120	36.6	100	30.5	45.0	222.7	**74.0**	**33.6**		49.4	228.2	**71.9**	**32.6**		56.1	234.7	**68.5**	**31.1**																	100
130	39.6	120	36.6	104	31.7																60.0	236.1	**61.4**	**27.9**												104
130	39.6	120	36.6	110	33.5	37.8	211.3	**65.4**	**29.7**		42.8	218.6	**63.6**	**28.9**		50.1	227.2	**60.3**	**27.4**		56.7	232.4	**56.9**	**25.8**												110
130	39.6	120	36.6	120	36.6	29.1	196.2	**58.5**	**26.5**		35.2	206.2	**56.6**	**25.7**		43.6	217.9	**53.5**	**24.3**		50.7	225.1	**50.3**	**22.8**												120
130	39.6	120	36.6	124	37.8																					55.0	226.6	**45.3**	**20.6**							124
130	39.6	120	36.6	130	39.6	16.8	172.5	**43.9**	**19.9**	*	25.7	189.2	**50.6**	**23.0**		36.1	205.9	**47.8**	**21.7**		44.2	215.9	**44.9**	**20.4**		51.1	221.7	**42.1**	**19.1**							130
130	39.6	120	36.6	135	41.1	0.0	137.9	**26.0**	**11.8**	*																										135
130	39.6	120	36.6	140	42.7						10.2	158.4	**39.3**	**17.8**	*	27.0	189.6	**43.0**	**19.5**		36.9	204.2	**40.3**	**18.3**		44.7	212.7	**38.9**	**17.6**							140
130	39.6	120	36.6	142	43.3						0.0	137.1	**28.5**	**12.9**	*																50.0	215.4	**35.6**	**16.2**		142
130	39.6	120	36.6	150	45.7											13.0	162.1	**39.7**	**18.0**		28.0	188.5	**37.4**	**17.0**		37.4	201.2	**35.1**	**15.9**		44.9	208.2	**32.8**	**14.9**		150
130	39.6	120	36.6	153	46.6											0.0	135.2	**33.0**	**15.0**	*																153
130	39.6	120	36.6	160	48.8																14.9	163.1	**33.9**	**15.4**		28.7	185.8	**31.8**	**14.4**		37.6	196.8	**29.7**	**13.5**		160
130	39.6	120	36.6	164	50.0																0.0	132.2	**32.6**	**14.8**												164
130	39.6	120	36.6	170	51.8																					16.1	161.5	**28.9**	**13.1**		28.9	181.5	**27.0**	**12.3**		170
130	39.6	120	36.6	175	53.3																					0.0	128.3	**27.6**	**12.5**							175
130	39.6	120	36.6	180	54.9																										16.6	157.7	**24.5**	**11.1**		180
130	39.6	120	36.6	185	56.4																										0.0	123.5	**23.3**	**10.6**		185
130	39.6	140	42.7	56	17.1	73.0	271.7	**94.6**	**42.9**	*																										56
130	39.6	140	42.7	60	18.3	71.3	270.5	**91.9**	**41.7**	*																										60
130	39.6	140	42.7	70	21.3	66.9	266.6	**85.3**	**38.7**	*	70.0	268.7	**89.0**	**40.4**	*																					70
130	39.6	140	42.7	80	24.4	62.4	261.9	**76.7**	**34.8**	*	65.5	264.5	**82.6**	**37.5**	*																					80
130	39.6	140	42.7	90	27.4	57.7	256.1	**71.1**	**32.3**	*	60.9	259.4	**74.9**	**34.0**	*																					90
130	39.6	140	42.7	92	28.0											65.0	262.0	**75.0**	**34.0**																	92
130	39.6	140	42.7	100	30.5	52.7	249.2	**66.5**	**30.2**	*	56.1	253.3	**69.3**	**31.4**	*	61.4	258.1	**67.6**	**30.7**																	100
130	39.6	140	42.7	110	33.5	47.3	240.8	**62.4**	**28.3**	*	51.0	245.9	**62.8**	**28.5**		56.7	252.1	**59.2**	**26.9**																	110
130	39.6	140	42.7	114	34.7																60.0	253.4	**52.9**	**24.0**												114
130	39.6	140	42.7	120	36.6	41.5	230.6	**57.6**	**26.1**		45.5	237.0	**55.6**	**25.2**		51.6	244.9	**52.3**	**23.7**		57.1	249.8	**49.1**	**22.3**												120
130	39.6	140	42.7	130	39.6	34.9	217.9	**51.5**	**23.4**		39.5	226.1	**49.7**	**22.5**		46.2	236.2	**46.7**	**21.2**		52.1	242.7	**43.7**	**19.8**												130
130	39.6	140	42.7	135	41.1																					55.0	243.0	**39.9**	**18.1**							135
130	39.6	140	42.7	140	42.7	26.9	201.1	**46.3**	**21.0**		32.5	212.3	**44.7**	**20.3**		40.2	225.5	**41.9**	**19.0**		46.7	234.1	**40.1**	**18.2**	*	52.5	239.3	**37.8**	**17.2**							140
130	39.6	140	42.7	150	45.7	15.6	175.4	**35.3**	**16.0**	*	23.8	193.6	**40.4**	**18.3**		33.4	212.1	**38.9**	**17.6**		40.8	223.7	**36.5**	**16.6**		47.1	230.8	**34.0**	**15.4**							150
130	39.6	140	42.7	155	47.2	0.0	137.9	**20.3**	**9.2**	*																					50.0	230.7	**30.1**	**13.7**		155
130	39.6	140	42.7	160	48.8						9.4	160.1	**31.0**	**14.1**	*	25.0	194.2	**35.3**	**16.0**		34.1	210.6	**33.0**	**15.0**		41.2	220.5	**30.8**	**14.0**		47.3	226.3	**28.6**	**13.0**		160
130	39.6	140	42.7	162	49.4						0.0	137.1	**22.5**	**10.2**	*																					162
130	39.6	140	42.7	170	51.8											12.0	164.3	**32.1**	**14.6**		25.9	193.3	**30.0**	**13.6**		34.6	207.7	**27.9**	**12.7**		41.4	216.1	**25.9**	**11.8**		170

LS-348H 5 -- 360 Degree Capacities -- Extended Gage -- Luffing Jib
80" X 95" Luffing Boom, 68" X 80" Luffing Jib, ABC + A Counterweight

Luffing Boom Length (ft)	Luffing Boom Length (m)	Luffing Jib Length (ft)	Luffing Jib Length (m)	Load Radius (ft)	Load Radius (m)	Luffing Boom Angle: 88 Degrees					85 Degrees					80 Degrees					75 Degrees					70 Degrees					65 Degrees					Load Radius (ft)
						Luffing Jib Angle (deg)	Tip Height (ft)	Rated Capacity (kips)	Rated Capacity (mt)		Luffing Jib Angle (deg)	Tip Height (ft)	Rated Capacity (kips)	Rated Capacity (mt)		Luffing Jib Angle (deg)	Tip Height (ft)	Rated Capacity (kips)	Rated Capacity (mt)		Luffing Jib Angle (deg)	Tip Height (ft)	Rated Capacity (kips)	Rated Capacity (mt)		Luffing Jib Angle (deg)	Tip Height (ft)	Rated Capacity (kips)	Rated Capacity (mt)		Luffing Jib Angle (deg)	Tip Height (ft)	Rated Capacity (kips)	Rated Capacity (mt)		
130	39.6	140	42.7	173	52.7											0.0	135.2	26.4	12.0	*																173
130	39.6	140	42.7	180	54.9																13.8	165.6	27.4	12.4		26.5	190.7	25.4	11.5		34.8	203.3	23.5	10.7		180
130	39.6	140	42.7	184	56.1																0.0	132.2	26.3	11.9												184
130	39.6	140	42.7	190	57.9																					14.9	164.3	23.2	10.5		26.8	186.5	21.4	9.7		190
130	39.6	140	42.7	195	59.4																					0.0	128.3	22.2	10.1							195
130	39.6	140	42.7	200	61.0																										15.3	160.5	19.5	8.8		200
130	39.6	140	42.7	205	62.5																										0.0	123.5	18.6	8.4		205
130	39.6	160	48.8	62	18.9	73.0	290.8	77.7	35.3	*																										62
130	39.6	160	48.8	70	21.3	69.9	288.1	73.3	33.3	*																										70
130	39.6	160	48.8	77	23.5						70.0	287.5	72.7	33.0	*																					77
130	39.6	160	48.8	80	24.4	66.1	284.1	68.2	30.9	*	68.7	286.2	71.0	32.2	*																					80
130	39.6	160	48.8	90	27.4	62.1	279.2	63.6	28.9	*	64.8	281.9	66.2	30.0	*																					90
130	39.6	160	48.8	100	30.5	58.0	273.5	59.1	26.8	*	60.8	276.8	61.9	28.1	*																					100
130	39.6	160	48.8	101	30.8											65.0	280.1	65.5	29.7	*																101
130	39.6	160	48.8	110	33.5	53.6	266.7	55.0	25.0	*	56.6	270.7	57.6	26.1	*	61.3	275.4	58.0	26.3																	110
130	39.6	160	48.8	120	36.6	49.0	258.7	51.3	23.3	*	52.2	263.5	53.7	24.4	*	57.1	269.5	51.2	23.2																	120
130	39.6	160	48.8	124	37.8																60.0	270.7	45.6	20.7												124
130	39.6	160	48.8	130	39.6	44.1	249.2	47.6	21.6	*	47.5	255.1	48.6	22.1		52.7	262.4	45.5	20.6		57.5	267.1	42.5	19.3												130
130	39.6	160	48.8	140	42.7	38.7	237.9	43.5	19.7	*	42.4	245.1	43.6	19.8		48.1	254.2	40.8	18.5		53.1	260.2	39.3	17.8												140
130	39.6	160	48.8	146	44.5																					55.0	259.3	34.1	15.5							146
130	39.6	160	48.8	150	45.7	32.5	223.9	37.6	17.1	*	36.8	233.0	40.1	18.2	*	43.0	244.4	38.0	17.2		48.5	252.1	35.4	16.1		53.4	256.8	32.9	14.9							150
130	39.6	160	48.8	160	48.8	25.1	205.7	34.3	15.6	*	30.3	217.9	36.7	16.7	*	37.5	232.6	34.4	15.6		43.6	242.4	32.0	14.5		48.8	248.8	29.7	13.5							160
130	39.6	160	48.8	168	51.2																										50.0	246.0	25.3	11.5		168
130	39.6	160	48.8	170	51.8	14.5	178.0	27.7	12.6	*	22.2	197.7	33.5	15.2		31.2	217.9	31.3	14.2		38.1	230.8	29.1	13.2		43.9	239.2	26.9	12.2		49.0	244.2	24.7	11.2		170
130	39.6	160	48.8	175	53.3	0.0	137.9	15.6	7.1	*																										175
130	39.6	160	48.8	180	54.9						8.8	161.7	24.5	11.1	*	23.3	198.5	28.5	12.9		31.8	216.5	26.5	12.0		38.5	227.8	24.4	11.1		44.0	234.7	22.4	10.2		180
130	39.6	160	48.8	182	55.5						0.0	137.2	17.5	7.9	*																					182
130	39.6	160	48.8	190	57.9											11.3	166.4	26.1	11.8		24.2	197.7	24.1	10.9		32.3	213.7	22.2	10.1		38.6	223.3	20.3	9.2		190
130	39.6	160	48.8	193	58.8											0.0	135.2	21.0	9.5	*																193
130	39.6	160	48.8	200	61.0																12.9	167.9	22.1	10.0		24.8	195.3	20.2	9.2		32.5	209.3	18.4	8.3		200
130	39.6	160	48.8	204	62.2																0.0	132.2	21.3	9.7												204
130	39.6	160	48.8	210	64.0																					13.9	166.8	18.4	8.3		25.0	191.1	16.8	7.6		210
130	39.6	160	48.8	215	65.5																					0.0	128.3	17.7	8.0							215
130	39.6	160	48.8	220	67.1																										14.3	163.1	15.3	6.9		220
130	39.6	160	48.8	225	68.6																										0.0	123.5	14.5	6.6		225
130	39.6	180	54.9	68	20.7	73.0	310.0	64.4	29.2	*																										68
130	39.6	180	54.9	70	21.3	72.3	309.3	63.4	28.8	*																										70
130	39.6	180	54.9	80	24.4	68.9	305.7	59.1	26.8	*																										80
130	39.6	180	54.9	84	25.6						70.0	306.3	60.0	27.2	*																					84
130	39.6	180	54.9	90	27.4	65.4	301.5	55.2	25.0	*	67.8	303.7	57.4	26.0	*																					90
130	39.6	180	54.9	100	30.5	61.9	296.6	51.6	23.4	*	64.3	299.3	53.6	24.3	*																					100
130	39.6	180	54.9	109	33.2											65.0	298.3	53.6	24.3	*																109
130	39.6	180	54.9	110	33.5	58.2	290.8	48.0	21.8	*	60.7	294.1	50.2	22.8	*	64.7	297.9	53.4	24.2	*																110
130	39.6	180	54.9	120	36.6	54.4	284.1	44.6	20.2	*	57.0	288.0	46.9	21.3	*	61.1	292.8	49.6	22.5	*																120
130	39.6	180	54.9	130	39.6	50.3	276.4	38.5	17.5	*	53.1	281.0	43.4	19.7	*	57.4	286.8	44.4	20.1																	130
130	39.6	180	54.9	134	40.8																60.0	288.1	39.3	17.8												134
130	39.6	180	54.9	140	42.7	46.1	267.5	35.1	15.9	*	49.0	273.0	37.5	17.0	*	53.6	279.9	39.6	18.0		57.8	284.5	38.2	17.3												140
130	39.6	180	54.9	150	45.7	41.5	257.0	31.9	14.5	*	44.6	263.6	34.2	15.5	*	49.5	272.0	37.0	16.8		53.9	277.7	34.3	15.6												150
130	39.6	180	54.9	158	48.2																					55.0	275.7	29.2	13.2							158
130	39.6	180	54.9	160	48.8	36.4	244.7	29.0	13.2	*	39.9	252.6	31.1	14.1	*	45.2	262.8	32.7	14.8	*	49.9	269.9	30.9	14.0		54.2	274.3	28.5	12.9							160
130	39.6	180	54.9	170	51.8	30.6	229.6	26.3	11.9	*	34.6	239.4	28.3	12.8	*	40.5	252.0	30.3	13.7		45.6	260.8	28.0	12.7		50.2	266.5	25.8	11.7							170
130	39.6	180	54.9	180	54.9	23.7	210.1	23.7	10.8	*	28.6	223.2	25.6	11.6	*	35.3	239.1	27.6	12.5		40.9	250.1	25.4	11.5		45.9	257.5	23.3	10.6							180
130	39.6	180	54.9	181	55.2																										50.0	261.4	21.1	9.6		181
130	39.6	180	54.9	190	57.9	13.7	180.5	21.2	9.6	*	21.0	201.5	23.1	10.5	*	29.3	223.3	25.2	11.4		35.8	237.5	23.1	10.5		41.3	247.0	21.1	9.6		46.0	253.0	19.2	8.7		190
130	39.6	180	54.9	195	59.4	0.0	137.9	11.6	5.3	*																										195
130	39.6	180	54.9	200	61.0						8.3	163.2	19.2	8.7	*	22.0	202.5	23.0	10.4		30.0	222.0	21.1	9.6		36.2	234.5	19.2	8.7		41.4	242.5	17.3	7.8		200
130	39.6	180	54.9	202	61.6						0.0	137.2	13.3	6.0	*																					202
130	39.6	180	54.9	210	64.0											10.6	168.3	19.6	8.9	*	22.8	201.9	19.2	8.7		30.4	219.3	17.4	7.9		36.3	230.1	15.7	7.1		210
130	39.6	180	54.9	213	64.9											0.0	135.2	16.4	7.4	*																213
130	39.6	180	54.9	220	67.1																12.2	170.1	17.6	8.0		23.3	199.5	15.8	7.2		30.5	215.0	14.2	6.4		220
130	39.6	180	54.9	224	68.3																0.0	132.2	16.9	7.7												224
130	39.6	180	54.9	230	70.1																					13.1	169.2	14.4	6.5		23.5	195.4	12.8	5.8		230
130	39.6	180	54.9	235	71.6																					0.0	128.3	13.8	6.3							235
130	39.6	180	54.9	240	73.2																										13.5	165.5	11.6	5.3		240
130	39.6	180	54.9	245	74.7																										0.0	123.6	11.0	5.0		245

LS-348H 5 -- 360 Degree Capacities -- Extended Gage -- Luffing Jib
80" X 95" Luffing Boom, 68" X 80" Luffing Jib, ABC + A Counterweight

						Luffing Boom Angle																														
						88 Degrees					85 Degrees					80 Degrees					75 Degrees					70 Degrees					65 Degrees					
Luffing Boom Length (ft)	Luffing Boom Length (m)	Luffing Jib Length (ft)	Luffing Jib Length (m)	Load Radius (ft)	Load Radius (m)	Luffing Jib Angle (deg)	Tip Height (ft)	Rated Capacity (kips)	Rated Capacity (mt)		Luffing Jib Angle (deg)	Tip Height (ft)	Rated Capacity (kips)	Rated Capacity (mt)		Luffing Jib Angle (deg)	Tip Height (ft)	Rated Capacity (kips)	Rated Capacity (mt)		Luffing Jib Angle (deg)	Tip Height (ft)	Rated Capacity (kips)	Rated Capacity (mt)		Luffing Jib Angle (deg)	Tip Height (ft)	Rated Capacity (kips)	Rated Capacity (mt)		Luffing Jib Angle (deg)	Tip Height (ft)	Rated Capacity (kips)	Rated Capacity (mt)		Load Radius (ft)
130	39.6	200	61.0	74	22.6	73.0	329.1	**53.1**	**24.1**	*																										74
130	39.6	200	61.0	80	24.4	71.1	327.0	**50.9**	**23.1**	*																										80
130	39.6	200	61.0	90	27.4	68.0	323.3	**47.6**	**21.6**	*	70.0	325.1	**49.2**	**22.3**	*																					90
130	39.6	200	61.0	100	30.5	64.9	318.9	**44.5**	**20.2**	*	67.0	321.2	**46.1**	**20.9**	*																					100
130	39.6	200	61.0	110	33.5	61.7	313.9	**41.6**	**18.9**	*	63.9	316.7	**43.2**	**19.6**	*																					110
130	39.6	200	61.0	118	36.0											65.0	316.4	**43.6**	**19.8**	*																118
130	39.6	200	61.0	120	36.6	58.4	308.1	**36.0**	**16.3**	*	60.6	311.4	**38.4**	**17.4**	*	64.2	315.3	**43.0**	**19.5**	*																120
130	39.6	200	61.0	130	39.6	54.9	301.6	**32.6**	**14.8**	*	57.3	305.4	**34.9**	**15.8**	*	61.0	310.1	**38.3**	**17.4**	*																130
130	39.6	200	61.0	140	42.7	51.4	294.1	**29.5**	**13.4**	*	53.8	298.5	**31.6**	**14.3**	*	57.7	304.2	**35.1**	**15.9**	*																140
130	39.6	200	61.0	144	43.9																60.0	305.4	**35.5**	**16.1**												144
130	39.6	200	61.0	150	45.7	47.6	285.5	**26.6**	**12.1**	*	50.2	290.7	**28.6**	**13.0**	*	54.2	297.4	**32.1**	**14.6**	*	58.0	301.8	**33.2**	**15.1**												150
130	39.6	200	61.0	160	48.8	43.6	275.7	**23.9**	**10.8**	*	46.3	281.8	**25.8**	**11.7**	*	50.6	289.7	**29.1**	**13.2**	*	54.6	295.1	**29.9**	**13.6**												160
130	39.6	200	61.0	169	51.5																					55.0	292.1	**24.7**	**11.2**							169
130	39.6	200	61.0	170	51.8	39.3	264.4	**21.4**	**9.7**	*	42.2	271.5	**23.2**	**10.5**	*	46.8	280.9	**26.3**	**11.9**	*	51.0	287.5	**26.9**	**12.2**		54.8	291.7	**24.6**	**11.2**							170
130	39.6	200	61.0	180	54.9	34.5	251.0	**19.1**	**8.7**	*	37.8	259.6	**20.8**	**9.4**	*	42.7	270.8	**23.7**	**10.8**	*	47.2	278.9	**24.3**	**11.0**		51.2	284.2	**22.2**	**10.1**							180
130	39.6	200	61.0	190	57.9	29.0	234.9	**16.9**	**7.7**	*	32.8	245.5	**18.5**	**8.4**	*	38.3	259.1	**21.3**	**9.7**	*	43.1	268.9	**22.1**	**10.0**		47.4	275.6	**20.0**	**9.1**							190
130	39.6	200	61.0	194	59.1																										50.0	276.7	**17.3**	**7.8**		194
130	39.6	200	61.0	200	61.0	22.4	214.1	**14.8**	**6.7**	*	27.1	228.1	**16.4**	**7.4**	*	33.4	245.3	**19.1**	**8.7**	*	38.8	257.4	**20.0**	**9.1**		43.4	265.7	**18.1**	**8.2**		47.5	271.0	**16.2**	**7.4**		200
130	39.6	200	61.0	210	64.0	13.0	182.8	**12.8**	**5.8**	*	19.9	205.1	**14.4**	**6.5**	*	27.8	228.4	**16.9**	**7.7**	*	33.9	243.8	**18.2**	**8.3**		39.1	254.3	**16.3**	**7.4**		43.5	261.2	**14.5**	**6.6**		210
130	39.6	200	61.0	215	65.5	0.0	137.9	**8.1**	**3.7**	*																										215
130	39.6	200	61.0	220	67.1						7.9	164.6	**12.4**	**5.6**	*	20.8	206.3	**14.9**	**6.8**	*	28.4	227.2	**16.5**	**7.5**		34.3	240.9	**14.8**	**6.7**		39.2	249.8	**13.0**	**5.9**		220
130	39.6	200	61.0	222	67.7						0.0	137.2	**9.7**	**4.4**	*																					222
130	39.6	200	61.0	230	70.1											10.1	170.1	**13.0**	**5.9**	*	21.6	205.8	**15.0**	**6.8**		28.8	224.6	**13.3**	**6.0**		34.4	236.5	**11.7**	**5.3**		230
130	39.6	200	61.0	233	71.0											0.0	135.2	**12.2**	**5.5**	*																233
130	39.6	200	61.0	240	73.2																11.5	172.2	**13.5**	**6.1**	*	22.1	203.6	**12.0**	**5.4**		28.9	220.3	**10.5**	**4.8**		240
130	39.6	200	61.0	244	74.4																0.0	132.2	**12.6**	**5.7**	*											244
130	39.6	200	61.0	250	76.2																					12.4	171.4	**10.9**	**4.9**		22.3	199.4	**9.4**	**4.3**		250
130	39.6	200	61.0	255	77.7																					0.0	128.3	**10.4**	**4.7**							255
130	39.6	200	61.0	260	79.2																										12.8	167.9	**8.4**	**3.8**		260
130	39.6	200	61.0	265	80.8																										0.0	123.6	**7.9**	**3.6**		265
130	39.6	220	67.1	79	24.1	73.0	348.2	**43.5**	**19.7**	*																										79
130	39.6	220	67.1	80	24.4	72.8	348.1	**43.4**	**19.7**	*																										80
130	39.6	220	67.1	90	27.4	70.1	344.7	**40.5**	**18.4**	*																										90
130	39.6	220	67.1	97	29.6						70.0	343.8	**39.1**	**17.7**	*																					97
130	39.6	220	67.1	100	30.5	67.3	340.8	**36.7**	**16.7**	*	69.2	342.8	**36.9**	**16.7**	*																					100
130	39.6	220	67.1	110	33.5	64.5	336.3	**33.4**	**15.2**	*	66.4	338.7	**35.3**	**16.0**	*																					110
130	39.6	220	67.1	120	36.6	61.5	331.2	**30.2**	**13.7**	*	63.5	334.0	**32.1**	**14.6**	*																					120
130	39.6	220	67.1	126	38.4											65.0	334.5	**33.1**	**15.0**	*																126
130	39.6	220	67.1	130	39.6	58.5	325.5	**27.1**	**12.3**	*	60.6	328.7	**29.1**	**13.2**	*	63.9	332.6	**31.9**	**14.5**	*																130
130	39.6	220	67.1	140	42.7	55.4	319.0	**24.2**	**11.0**	*	57.5	322.7	**26.2**	**11.9**	*	60.9	327.4	**29.0**	**13.2**	*																140
130	39.6	220	67.1	150	45.7	52.2	311.6	**21.6**	**9.8**	*	54.4	316.0	**23.4**	**10.6**	*	57.9	321.5	**26.3**	**11.9**	*																150
130	39.6	220	67.1	154	46.9																60.0	322.7	**27.7**	**12.6**	*											154
130	39.6	220	67.1	160	48.8	48.8	303.4	**19.2**	**8.7**	*	51.1	308.4	**20.9**	**9.5**	*	54.8	314.8	**23.8**	**10.8**	*	58.2	319.1	**26.1**	**11.8**	*											160
130	39.6	220	67.1	170	51.8	45.3	294.1	**16.9**	**7.7**	*	47.7	299.8	**18.5**	**8.4**	*	51.5	307.3	**21.3**	**9.7**	*	55.1	312.6	**23.7**	**10.8**	*											170
130	39.6	220	67.1	180	54.9	41.5	283.5	**14.7**	**6.7**	*	44.1	290.1	**16.3**	**7.4**	*	48.1	298.9	**18.9**	**8.6**	*	51.8	305.1	**21.4**	**9.7**	*											180
130	39.6	220	67.1	181	55.2																					55.0	308.5	**20.8**	**9.4**							181
130	39.6	220	67.1	190	57.9	37.4	271.3	**12.8**	**5.8**	*	40.2	279.0	**14.2**	**6.4**	*	44.5	289.3	**16.7**	**7.6**	*	48.4	296.8	**19.2**	**8.7**	*	52.0	301.8	**18.9**	**8.6**							190
130	39.6	220	67.1	200	61.0	32.8	257.1	**10.9**	**4.9**	*	35.9	266.3	**12.3**	**5.6**	*	40.6	278.4	**14.6**	**6.6**	*	44.9	287.3	**17.0**	**7.7**	*	48.7	293.5	**16.9**	**7.7**							200
130	39.6	220	67.1	206	62.8																										50.0	292.0	**13.9**	**6.3**		206
130	39.6	220	67.1	210	64.0	27.7	239.9	**9.2**	**4.2**	*	31.2	251.2	**10.5**	**4.8**	*	36.5	265.9	**12.7**	**5.8**	*	41.0	276.6	**15.0**	**6.8**	*	45.1	284.1	**15.2**	**6.9**		48.8	288.9	**13.4**	**6.1**		210
130	39.6	220	67.1	220	67.1	21.4	218.0	**7.5**	**3.4**	*	25.8	232.8	**8.8**	**4.0**	*	31.8	251.1	**10.9**	**4.9**	*	36.9	264.2	**13.1**	**5.9**	*	41.3	273.5	**13.6**	**6.2**		45.2	279.6	**11.9**	**5.4**		220
130	39.6	220	67.1	230	70.1	12.4	185.0	**5.9**	**2.7**	*	18.9	208.5	**7.1**	**3.2**	*	26.5	233.2	**9.2**	**4.2**	*	32.3	249.7	**11.3**	**5.1**	*	37.2	261.2	**12.2**	**5.5**		41.4	269.0	**10.6**	**4.8**		230
130	39.6	220	67.1	235	71.6	0.0	137.9	**4.9**	**2.2**	*																										235
130	39.6	220	67.1	240	73.2						7.5	166.0	**5.5**	**2.5**	*	19.9	209.9	**7.6**	**3.4**	*	27.0	232.2	**9.6**	**4.4**	*	32.6	246.9	**11.0**	**5.0**		37.3	256.8	**9.4**	**4.3**		240
130	39.6	220	67.1	242	73.8						0.0	137.2	**5.1**	**2.3**	*																					242
130	39.6	220	67.1	250	76.2											9.6	171.8	**6.0**	**2.7**	*	20.6	209.5	**8.0**	**3.6**	*	27.4	229.6	**9.8**	**4.4**		32.8	242.5	**8.2**	**3.7**		250
130	39.6	220	67.1	253	77.1											0.0	135.2	**5.4**	**2.5**	*																253
130	39.6	220	67.1	260	79.2																11.0	174.1	**6.4**	**2.9**	*	21.1	207.4	**8.3**	**3.8**	*	27.6	225.3	**7.2**	**3.3**		260
130	39.6	220	67.1	264	80.5																0.0	132.2	**5.7**	**2.6**	*											264
130	39.6	220	67.1	270	82.3																					11.9	173.5	**6.8**	**3.1**	*	21.3	203.3	**6.3**	**2.9**		270
130	39.6	220	67.1	275	83.8																					0.0	128.3	**6.0**	**2.7**	*						275
130	39.6	220	67.1	280	85.3																										12.2	170.0	**5.5**	**2.5**		280
130	39.6	220	67.1	285	86.9																										0.0	123.6	**5.2**	**2.4**		285
130	39.6	240	73.2	85	25.9	73.0	367.4	**34.7**	**15.7**	*																										85
130	39.6	240	73.2	90	27.4	71.8	365.9	**33.6**	**15.2**	*																										90
130	39.6	240	73.2	100	30.5	69.3	362.3	**30.6**	**13.9**	*																										100

LS-348H 5 -- 360 Degree Capacities -- Extended Gage -- Luffing Jib
80" X 95" Luffing Boom, 68" X 80" Luffing Jib, ABC + A Counterweight

						Luffing Boom Angle																														
						88 Degrees					85 Degrees					80 Degrees					75 Degrees					70 Degrees					65 Degrees					
Luffing Boom Length (ft)	Luffing Boom Length (m)	Luffing Jib Length (ft)	Luffing Jib Length (m)	Load Radius (ft)	Load Radius (m)	Luffing Jib Angle (deg)	Tip Height (ft)	Rated Capacity (kips)	Rated Capacity (mt)		Luffing Jib Angle (deg)	Tip Height (ft)	Rated Capacity (kips)	Rated Capacity (mt)		Luffing Jib Angle (deg)	Tip Height (ft)	Rated Capacity (kips)	Rated Capacity (mt)		Luffing Jib Angle (deg)	Tip Height (ft)	Rated Capacity (kips)	Rated Capacity (mt)		Luffing Jib Angle (deg)	Tip Height (ft)	Rated Capacity (kips)	Rated Capacity (mt)		Luffing Jib Angle (deg)	Tip Height (ft)	Rated Capacity (kips)	Rated Capacity (mt)		Load Radius (ft)
130	39.6	240	73.2	104	31.7						70.0	362.6	31.1	14.1	*																					104
130	39.6	240	73.2	110	33.5	66.7	358.3	27.5	12.5	*	68.5	360.4	29.2	13.2	*																					110
130	39.6	240	73.2	120	36.6	64.1	353.7	24.8	11.3	*	65.9	356.2	26.3	11.9	*																					120
130	39.6	240	73.2	130	39.6	61.4	348.6	22.0	10.0	*	63.2	351.4	23.7	10.8	*																					130
130	39.6	240	73.2	134	40.8											65.0	352.6	24.9	11.3	*																134
130	39.6	240	73.2	140	42.7	58.6	342.8	19.4	8.8	*	60.5	346.0	21.2	9.6	*	63.5	350.0	23.5	10.7	*																140
130	39.6	240	73.2	150	45.7	55.8	336.4	17.0	7.7	*	57.7	340.1	18.7	8.5	*	60.8	344.7	21.0	9.5	*																150
130	39.6	240	73.2	160	48.8	52.9	329.2	14.7	6.7	*	54.9	333.4	16.3	7.4	*	58.1	338.8	18.8	8.5	*																160
130	39.6	240	73.2	164	50.0																60.0	340.0	19.9	9.0	*											164
130	39.6	240	73.2	170	51.8	49.8	321.2	12.7	5.8	*	51.9	326.0	14.1	6.4	*	55.2	332.2	16.7	7.6	*	58.3	336.5	18.5	8.4	*											170
130	39.6	240	73.2	180	54.9	46.6	312.2	10.7	4.9	*	48.8	317.7	12.1	5.5	*	52.3	324.9	14.5	6.6	*	55.5	330.0	16.5	7.5	*											180
130	39.6	240	73.2	190	57.9	43.2	302.2	8.9	4.0	*	45.5	308.4	10.2	4.6	*	49.2	316.7	12.5	5.7	*	52.5	322.7	14.6	6.6	*											190
130	39.6	240	73.2	192	58.5																					55.0	324.9	15.7	7.1	*						192
130	39.6	240	73.2	200	61.0	39.6	290.9	7.2	3.3	*	42.1	298.0	8.4	3.8	*	45.9	307.6	10.6	4.8	*	49.5	314.6	12.8	5.8	*	52.7	319.3	14.3	6.5	*						200
130	39.6	240	73.2	210	64.0	35.7	277.9	5.6	2.5	*	38.4	286.2	6.8	3.1	*	42.5	297.3	8.8	4.0	*	46.3	305.6	10.9	4.9	*	49.7	311.3	12.6	5.7	*						210
130	39.6	240	73.2	219	66.8																										50.0	307.3	10.8	4.9		219
130	39.6	240	73.2	220	67.1	31.4	262.8	4.1	1.9	*	34.4	272.6	5.2	2.4	*	38.8	285.7	7.1	3.2	*	42.8	295.4	9.1	4.1	*	46.5	302.3	11.0	5.0	*	49.8	306.7	10.7	4.9		220
130	39.6	240	73.2	230	70.1	26.5	244.7	2.7	1.2	*	29.9	256.7	3.8	1.7	*	34.9	272.3	5.6	2.5	*	39.2	283.9	7.5	3.4	*	43.1	292.2	9.3	4.2	*	46.6	297.7	9.4	4.3		230
130	39.6	240	73.2	240	73.2						24.7	237.3	2.4	1.1	*	30.4	256.7	4.1	1.9	*	35.3	270.7	5.9	2.7	*	39.5	280.8	7.7	3.5	*	43.2	287.7	8.2	3.7		240
130	39.6	240	73.2	250	76.2											25.3	237.8	2.8	1.3	*	30.9	255.4	4.5	2.0	*	35.5	267.8	6.2	2.8	*	39.6	276.3	7.1	3.2		250
130	39.6	240	73.2	255	77.7																															255
130	39.6	240	73.2	260	79.2																25.9	236.9	3.1	1.4	*	31.2	252.6	4.7	2.1	*	35.7	263.4	6.1	2.8		260
130	39.6	240	73.2	262	79.9																															262
130	39.6	240	73.2	270	82.3																					26.2	234.3	3.4	1.5	*	31.3	248.3	4.9	2.2	*	270
130	39.6	240	73.2	273	83.2																															273
130	39.6	240	73.2	280	85.3																					20.2	211.0	2.1	1.0	*	26.4	230.1	3.6	1.6	*	280
130	39.6	240	73.2	284	86.6																															284
130	39.6	240	73.2	290	88.4																										20.4	207.0	2.3	1.0	*	290
140	42.7	100	30.5	45	13.7	73.0	243.5	137.2	62.3	*																										45
140	42.7	100	30.5	50	15.2	69.8	241.7	128.3	58.2	*																										50
140	42.7	100	30.5	57	17.4						70.0	241.0	130.0	59.0	*																					57
140	42.7	100	30.5	60	18.3	63.6	237.4	111.2	50.5	*	68.1	239.9	125.0	56.7	*																					60
140	42.7	100	30.5	70	21.3	57.0	231.7	101.5	46.1	*	61.8	235.2	108.6	49.3	*																					70
140	42.7	100	30.5	77	23.5											65.0	235.6	95.5	43.3																	77
140	42.7	100	30.5	80	24.4	49.8	224.2	94.4	42.8	*	55.1	229.1	95.8	43.5		63.1	234.2	91.1	41.3																	80
140	42.7	100	30.5	90	27.4	41.8	214.5	84.9	38.5		47.8	221.1	82.4	37.4		56.5	228.4	78.8	35.8																	90
140	42.7	100	30.5	97	29.6																60.0	228.4	68.1	30.9												97
140	42.7	100	30.5	100	30.5	32.3	201.3	74.6	33.8		39.4	210.6	72.5	32.9		49.3	220.8	68.9	31.3		57.7	226.4	65.0	29.5												100
140	42.7	100	30.5	110	33.5	19.0	180.5	59.6	27.0	*	29.3	196.0	64.2	29.1		41.2	210.9	60.7	27.5		50.7	219.2	57.1	25.9												110
140	42.7	100	30.5	116	35.4	0.0	147.8	33.9	15.4	*																55.0	219.6	50.0	22.7							116
140	42.7	100	30.5	120	36.6						13.5	170.5	53.9	24.5	*	31.6	197.4	53.9	24.5		42.8	209.8	50.6	23.0		51.8	216.2	47.3	21.5							120
140	42.7	100	30.5	123	37.5						0.0	147.1	36.9	16.7	*																					123
140	42.7	100	30.5	130	39.6											17.9	175.6	48.1	21.8		33.5	197.1	45.2	20.5		44.0	207.2	42.2	19.1							130
140	42.7	100	30.5	134	40.8																										50.0	209.1	38.9	17.6		134
140	42.7	100	30.5	135	41.1											0.0	145.0	41.5	18.8	*																135
140	42.7	100	30.5	140	42.7																21.0	177.6	40.6	18.4		35.0	195.1	38.9	17.6		44.9	203.2	36.3	16.5		140
140	42.7	100	30.5	147	44.8																0.0	141.9	38.6	17.5												147
140	42.7	100	30.5	150	45.7																					23.3	177.2	35.1	15.9		36.1	191.5	32.8	14.9		150
140	42.7	100	30.5	158	48.2																					0.0	137.7	32.2	14.6							158
140	42.7	100	30.5	160	48.8																										24.8	174.5	29.6	13.4		160
140	42.7	100	30.5	169	51.5																										0.0	132.5	27.0	12.3		169
140	42.7	120	36.6	51	15.5	73.0	262.6	111.9	50.8	*																										51
140	42.7	120	36.6	60	18.3	68.2	259.3	103.6	47.0	*																										60
140	42.7	120	36.6	64	19.5						70.0	259.8	105.7	48.0	*																					64
140	42.7	120	36.6	70	21.3	63.0	254.7	91.9	41.7	*	66.8	257.4	100.7	45.7	*																					70
140	42.7	120	36.6	80	24.4	57.5	249.0	84.6	38.4	*	61.5	252.6	90.2	40.9	*																					80
140	42.7	120	36.6	86	26.2											65.0	253.7	82.6	37.5																	86
140	42.7	120	36.6	90	27.4	51.6	241.9	78.2	35.5	*	55.9	246.5	81.5	37.0		62.6	251.5	77.8	35.3																	90
140	42.7	120	36.6	100	30.5	45.2	233.0	73.9	33.5	*	49.9	238.9	71.7	32.5		57.1	245.7	68.0	30.9																	100
140	42.7	120	36.6	107	32.6																60.0	245.8	58.3	26.5												107
140	42.7	120	36.6	110	33.5	38.0	221.8	65.4	29.7		43.4	229.5	63.4	28.8		51.2	238.5	59.6	27.0		58.1	243.7	55.8	25.3												110
140	42.7	120	36.6	120	36.6	29.4	206.8	58.4	26.5		35.9	217.4	56.3	25.5		44.8	229.5	52.8	24.0		52.3	236.8	49.4	22.4												120
140	42.7	120	36.6	127	38.7																					55.0	236.0	42.4	19.2							127
140	42.7	120	36.6	130	39.6	17.4	183.7	45.9	20.8	*	26.7	200.9	50.3	22.8		37.5	218.1	47.2	21.4		46.0	228.1	44.0	20.0		53.2	233.8	41.0	18.6							130
140	42.7	120	36.6	136	41.5	0.0	147.8	26.6	12.1	*																										136
140	42.7	120	36.6	140	42.7						12.3	172.7	42.1	19.1	*	28.8	202.7	42.4	19.2		38.9	217.2	40.2	18.2	*	47.0	225.4	37.9	17.2							140

LS-348H 5 -- 360 Degree Capacities -- Extended Gage -- Luffing Jib
80" X 95" Luffing Boom, 68" X 80" Luffing Jib, ABC + A Counterweight

						Luffing Boom Angle: 88 Degrees					85 Degrees					80 Degrees					75 Degrees					70 Degrees					65 Degrees					
Luffing Boom Length (ft)	Luffing Boom Length (m)	Luffing Jib Length (ft)	Luffing Jib Length (m)	Load Radius (ft)	Load Radius (m)	Luffing Jib Angle (deg)	Tip Height (ft)	Rated Capacity (kips)	Rated Capacity (mt)		Luffing Jib Angle (deg)	Tip Height (ft)	Rated Capacity (kips)	Rated Capacity (mt)		Luffing Jib Angle (deg)	Tip Height (ft)	Rated Capacity (kips)	Rated Capacity (mt)		Luffing Jib Angle (deg)	Tip Height (ft)	Rated Capacity (kips)	Rated Capacity (mt)		Luffing Jib Angle (deg)	Tip Height (ft)	Rated Capacity (kips)	Rated Capacity (mt)		Luffing Jib Angle (deg)	Tip Height (ft)	Rated Capacity (kips)	Rated Capacity (mt)		Load Radius (ft)
140	42.7	120	36.6	143	43.6						0.0	147.1	**29.2**	**13.2**	*																					143
140	42.7	120	36.6	146	44.5																										50.0	224.5	**32.8**	**14.9**		146
140	42.7	120	36.6	150	45.7											16.3	178.6	**39.3**	**17.8**		30.5	202.8	**36.7**	**16.7**		40.0	214.9	**34.1**	**15.5**		47.7	221.3	**31.6**	**14.3**		150
140	42.7	120	36.6	155	47.2											0.0	145.0	**33.8**	**15.3**	*																155
140	42.7	120	36.6	160	48.8																19.1	181.2	**33.3**	**15.1**		31.9	201.1	**30.9**	**14.0**		40.8	211.0	**28.6**	**13.0**		160
140	42.7	120	36.6	167	50.9																0.0	141.9	**31.1**	**14.1**												167
140	42.7	120	36.6	170	51.8																					21.2	181.1	**28.1**	**12.7**		32.9	197.7	**25.9**	**11.8**		170
140	42.7	120	36.6	178	54.3																					0.0	137.7	**25.9**	**11.8**							178
140	42.7	120	36.6	180	54.9																										22.6	178.6	**23.6**	**10.7**		180
140	42.7	120	36.6	189	57.6																										0.0	132.5	**21.5**	**9.8**		189
140	42.7	140	42.7	56	17.1	73.0	281.7	**92.8**	**42.1**	*																										56
140	42.7	140	42.7	60	18.3	71.5	280.6	**90.3**	**41.0**	*																										60
140	42.7	140	42.7	70	21.3	67.1	276.8	**83.9**	**38.1**	*																										70
140	42.7	140	42.7	71	21.6						70.0	278.6	**87.3**	**39.6**	*																					71
140	42.7	140	42.7	80	24.4	62.6	272.1	**76.0**	**34.5**	*	65.9	274.8	**81.6**	**37.0**	*																					80
140	42.7	140	42.7	90	27.4	57.8	266.3	**70.5**	**32.0**	*	61.3	269.9	**74.8**	**33.9**	*																					90
140	42.7	140	42.7	94	28.7											65.0	271.9	**72.6**	**32.9**																	94
140	42.7	140	42.7	100	30.5	52.9	259.4	**65.9**	**29.9**	*	56.5	263.9	**69.0**	**31.3**	*	62.2	268.9	**66.8**	**30.3**																	100
140	42.7	140	42.7	110	33.5	47.5	251.1	**61.7**	**28.0**	*	51.5	256.6	**62.4**	**28.3**		57.5	263.1	**58.5**	**26.5**																	110
140	42.7	140	42.7	117	35.7																60.0	263.1	**50.2**	**22.8**												117
140	42.7	140	42.7	120	36.6	41.7	241.0	**57.4**	**26.0**		46.0	247.8	**55.3**	**25.1**		52.5	256.1	**51.7**	**23.5**		58.4	261.1	**48.2**	**21.9**												120
140	42.7	140	42.7	130	39.6	35.1	228.4	**51.3**	**23.3**		40.0	237.1	**49.3**	**22.4**		47.2	247.6	**46.1**	**20.9**		53.5	254.3	**42.8**	**19.4**												130
140	42.7	140	42.7	138	42.1																					55.0	252.4	**37.3**	**16.9**							138
140	42.7	140	42.7	140	42.7	27.2	211.8	**46.2**	**21.0**		33.1	223.6	**44.4**	**20.1**		41.3	237.4	**41.3**	**18.7**		48.2	246.2	**39.6**	**18.0**		54.2	251.2	**36.7**	**16.7**							140
140	42.7	140	42.7	150	45.7	16.1	186.6	**36.9**	**16.7**	*	24.7	205.5	**40.1**	**18.2**		34.6	224.6	**38.4**	**17.4**		42.4	236.3	**35.7**	**16.2**		49.0	243.3	**33.0**	**15.0**							150
140	42.7	140	42.7	156	47.5	0.0	147.8	**20.8**	**9.4**	*																										156
140	42.7	140	42.7	159	48.5																										50.0	239.8	**27.7**	**12.6**		159
140	42.7	140	42.7	160	48.8						11.4	174.8	**34.1**	**15.5**	*	26.6	207.7	**34.9**	**15.8**		35.9	224.0	**32.4**	**14.7**		43.3	233.7	**29.9**	**13.6**		49.6	239.1	**27.4**	**12.4**		160
140	42.7	140	42.7	163	49.7						0.0	147.1	**23.1**	**10.5**	*																					163
140	42.7	140	42.7	170	51.8											15.1	181.4	**31.7**	**14.4**		28.2	208.0	**29.4**	**13.3**		37.0	221.8	**27.1**	**12.3**		44.0	229.7	**24.8**	**11.3**		170
140	42.7	140	42.7	175	53.3											0.0	145.0	**27.1**	**12.3**	*																175
140	42.7	140	42.7	180	54.9																17.7	184.4	**26.8**	**12.2**		29.5	206.6	**24.6**	**11.2**		37.7	218.1	**22.5**	**10.2**		180
140	42.7	140	42.7	187	57.0																0.0	141.9	**25.1**	**11.4**												187
140	42.7	140	42.7	190	57.9																					19.6	184.7	**22.4**	**10.2**		30.4	203.3	**20.4**	**9.3**		190
140	42.7	140	42.7	198	60.4																					0.0	137.7	**20.7**	**9.4**							198
140	42.7	140	42.7	200	61.0																										20.9	182.5	**18.6**	**8.4**		200
140	42.7	140	42.7	209	63.7																										0.0	132.5	**17.0**	**7.7**		209
140	42.7	160	48.8	62	18.9	73.0	300.8	**76.2**	**34.6**	*																										62
140	42.7	160	48.8	70	21.3	70.1	298.3	**72.2**	**32.8**	*																										70
140	42.7	160	48.8	78	23.8						70.0	297.4	**71.4**	**32.4**	*																					78
140	42.7	160	48.8	80	24.4	66.2	294.2	**67.2**	**30.5**	*	69.0	296.5	**70.2**	**31.9**	*																					80
140	42.7	160	48.8	90	27.4	62.2	289.4	**62.7**	**28.4**	*	65.2	292.3	**65.5**	**29.7**	*																					90
140	42.7	160	48.8	100	30.5	58.1	283.7	**58.3**	**26.5**	*	61.1	287.2	**61.2**	**27.8**	*																					100
140	42.7	160	48.8	102	31.1											65.0	290.0	**63.4**	**28.8**																	102
140	42.7	160	48.8	110	33.5	53.8	276.9	**54.3**	**24.6**	*	57.0	281.2	**57.1**	**25.9**	*	62.0	286.2	**57.3**	**26.0**																	110
140	42.7	160	48.8	120	36.6	49.2	269.0	**50.6**	**23.0**	*	52.6	274.1	**53.2**	**24.1**	*	57.8	280.4	**50.5**	**22.9**																	120
140	42.7	160	48.8	127	38.7																60.0	280.4	**43.3**	**19.6**												127
140	42.7	160	48.8	130	39.6	44.3	259.6	**47.2**	**21.4**	*	47.9	265.8	**48.3**	**21.9**		53.5	273.6	**44.9**	**20.4**		58.6	278.4	**41.6**	**18.9**												130
140	42.7	160	48.8	140	42.7	38.9	248.3	**43.2**	**19.6**	*	42.9	256.0	**43.3**	**19.6**		48.9	265.5	**40.2**	**18.2**		54.3	271.8	**38.5**	**17.5**												140
140	42.7	160	48.8	150	45.7	32.8	234.4	**37.4**	**17.0**	*	37.3	244.1	**40.1**	**18.2**	*	44.0	256.0	**37.5**	**17.0**		49.8	264.0	**34.7**	**15.7**		55.0	268.7	**31.9**	**14.5**							150
140	42.7	160	48.8	160	48.8	25.4	216.5	**34.2**	**15.5**	*	30.9	229.3	**36.6**	**16.6**		38.5	244.6	**33.9**	**15.4**		44.9	254.7	**31.3**	**14.2**		50.5	261.1	**28.7**	**13.0**							160
140	42.7	160	48.8	170	51.8	15.0	189.3	**29.1**	**13.2**	*	23.0	209.7	**33.3**	**15.1**		32.3	230.6	**30.8**	**14.0**		39.5	243.7	**28.4**	**12.9**		45.6	252.1	**26.0**	**11.8**							170
140	42.7	160	48.8	172	52.4																										50.0	255.1	**23.1**	**10.5**		172
140	42.7	160	48.8	176	53.6	0.0	147.9	**16.1**	**7.3**	*																										176
140	42.7	160	48.8	180	54.9						10.7	176.7	**27.1**	**12.3**	*	24.8	212.2	**28.1**	**12.7**		33.5	230.2	**25.8**	**11.7**		40.4	241.3	**23.5**	**10.7**		46.2	248.0	**21.4**	**9.7**		180
140	42.7	160	48.8	183	55.8						0.0	147.1	**18.0**	**8.2**	*																					183
140	42.7	160	48.8	190	57.9											14.1	183.9	**25.7**	**11.7**		26.4	212.9	**23.5**	**10.7**		34.5	228.3	**21.4**	**9.7**		41.0	237.5	**19.3**	**8.8**		190
140	42.7	160	48.8	195	59.4											0.0	145.0	**21.6**	**9.8**	*																195
140	42.7	160	48.8	200	61.0																16.5	187.4	**21.5**	**9.8**		27.5	211.6	**19.5**	**8.8**		35.2	224.7	**17.5**	**7.9**		200
140	42.7	160	48.8	207	63.1																0.0	141.9	**20.2**	**9.2**												207
140	42.7	160	48.8	210	64.0																					18.3	188.0	**17.7**	**8.0**		28.4	208.6	**15.9**	**7.2**		210
140	42.7	160	48.8	218	66.4																					0.0	137.7	**16.4**	**7.4**							218
140	42.7	160	48.8	220	67.1																										19.5	186.0	**14.4**	**6.5**		220
140	42.7	160	48.8	229	69.8																										0.0	132.5	**13.1**	**5.9**		229
140	42.7	180	54.9	68	20.7	73.0	320.0	**63.2**	**28.7**	*																										68

LS-348H 5 -- 360 Degree Capacities -- Extended Gage -- Luffing Jib
80" X 95" Luffing Boom, 68" X 80" Luffing Jib, ABC + A Counterweight

						Luffing Boom Angle																													
						88 Degrees					85 Degrees					80 Degrees					75 Degrees					70 Degrees					65 Degrees				
Luffing Boom Length (ft)	Luffing Boom Length (m)	Luffing Jib Length (ft)	Luffing Jib Length (m)	Load Radius (ft)	Load Radius (m)	Luffing Jib Angle (deg)	Tip Height (ft)	Rated Capacity (kips)	Rated Capacity (mt)		Luffing Jib Angle (deg)	Tip Height (ft)	Rated Capacity (kips)	Rated Capacity (mt)		Luffing Jib Angle (deg)	Tip Height (ft)	Rated Capacity (kips)	Rated Capacity (mt)		Luffing Jib Angle (deg)	Tip Height (ft)	Rated Capacity (kips)	Rated Capacity (mt)		Luffing Jib Angle (deg)	Tip Height (ft)	Rated Capacity (kips)	Rated Capacity (mt)		Luffing Jib Angle (deg)	Tip Height (ft)	Rated Capacity (kips)	Rated Capacity (mt)		Load Radius (ft)
140	42.7	180	54.9	70	21.3	72.4	319.4	**62.4**	**28.3**	*																									70
140	42.7	180	54.9	80	24.4	69.0	315.9	**58.2**	**26.4**	*																									80
140	42.7	180	54.9	84	25.6						70.0	316.2	**58.9**	**26.7**	*																				84
140	42.7	180	54.9	90	27.4	65.5	311.7	**54.4**	**24.7**	*	68.1	314.1	**56.7**	**25.7**	*																				90
140	42.7	180	54.9	100	30.5	62.0	306.8	**50.8**	**23.0**	*	64.6	309.7	**53.0**	**24.0**	*																				100
140	42.7	180	54.9	110	33.5	58.3	301.0	**47.4**	**21.5**	*	61.0	304.5	**49.7**	**22.5**	*																				110
140	42.7	180	54.9	111	33.8											65.0	308.1	**52.7**	**23.9**	*															111
140	42.7	180	54.9	120	36.6	54.5	294.4	**44.2**	**20.1**	*	57.3	298.6	**46.4**	**21.1**	*	61.8	303.5	**49.4**	**22.4**																120
140	42.7	180	54.9	130	39.6	50.5	286.7	**38.3**	**17.4**	*	53.4	291.7	**43.2**	**19.6**	*	58.1	297.8	**43.7**	**19.8**																130
140	42.7	180	54.9	137	41.8																60.0	297.7	**38.8**	**17.6**											137
140	42.7	180	54.9	140	42.7	46.2	277.8	**34.9**	**15.8**	*	49.4	283.7	**37.5**	**17.0**	*	54.2	291.0	**40.0**	**18.1**	*	58.8	295.7	**37.4**	**17.0**											140
140	42.7	180	54.9	150	45.7	41.6	267.4	**31.8**	**14.4**	*	45.0	274.4	**34.2**	**15.5**	*	50.2	283.3	**36.5**	**16.6**		54.9	289.2	**33.5**	**15.2**											150
140	42.7	180	54.9	160	48.8	36.6	255.1	**28.9**	**13.1**	*	40.3	263.6	**31.1**	**14.1**	*	45.9	274.3	**32.9**	**14.9**		51.0	281.6	**30.2**	**13.7**											160
140	42.7	180	54.9	161	49.1																					55.0	285.1	**27.2**	**12.3**						161
140	42.7	180	54.9	170	51.8	30.9	240.1	**26.2**	**11.9**	*	35.1	250.6	**28.3**	**12.8**	*	41.3	263.8	**29.8**	**13.5**		46.7	272.9	**27.3**	**12.4**		51.6	278.7	**24.8**	**11.3**						170
140	42.7	180	54.9	180	54.9	23.9	220.8	**23.6**	**10.7**	*	29.1	234.7	**25.6**	**11.6**	*	36.2	251.4	**27.1**	**12.3**		42.2	262.7	**24.8**	**11.3**		47.4	270.1	**22.4**	**10.2**						180
140	42.7	180	54.9	185	56.4																										50.0	270.4	**19.2**	**8.7**	185
140	42.7	180	54.9	190	57.9	14.2	191.9	**21.1**	**9.6**	*	21.7	213.7	**23.1**	**10.5**	*	30.4	236.2	**24.7**	**11.2**		37.2	250.7	**22.5**	**10.2**		42.9	260.2	**20.3**	**9.2**		47.9	266.0	**18.2**	**8.3**	190
140	42.7	180	54.9	196	59.7	0.0	147.9	**12.0**	**5.4**	*																									196
140	42.7	180	54.9	200	61.0						10.1	178.5	**20.7**	**9.4**	*	23.4	216.5	**22.6**	**10.3**		31.6	236.1	**20.5**	**9.3**		38.0	248.5	**18.4**	**8.3**		43.4	256.2	**16.4**	**7.4**	200
140	42.7	180	54.9	203	61.9						0.0	147.2	**13.8**	**6.3**	*																				203
140	42.7	180	54.9	210	64.0											13.3	186.3	**20.6**	**9.3**		24.8	217.4	**18.6**	**8.4**		32.5	234.3	**16.7**	**7.6**		38.5	244.7	**14.8**	**6.7**	210
140	42.7	180	54.9	215	65.5											0.0	145.0	**17.0**	**7.7**	*															215
140	42.7	180	54.9	220	67.1																15.6	190.2	**17.0**	**7.7**		25.9	216.4	**15.1**	**6.9**		33.1	230.8	**13.3**	**6.0**	220
140	42.7	180	54.9	227	69.2																0.0	141.9	**16.0**	**7.3**											227
140	42.7	180	54.9	230	70.1																					17.3	191.1	**13.7**	**6.2**		26.7	213.5	**12.0**	**5.4**	230
140	42.7	180	54.9	238	72.5																					0.0	137.7	**12.7**	**5.8**						238
140	42.7	180	54.9	240	73.2																										18.4	189.4	**10.8**	**4.9**	240
140	42.7	180	54.9	249	75.9																										0.0	132.5	**9.8**	**4.4**	249
140	42.7	200	61.0	74	22.6	73.0	339.1	**52.1**	**23.6**	*																									74
140	42.7	200	61.0	80	24.4	71.2	337.1	**50.0**	**22.7**	*																									80
140	42.7	200	61.0	90	27.4	68.1	333.4	**46.8**	**21.2**	*																									90
140	42.7	200	61.0	91	27.7						70.0	335.0	**48.3**	**21.9**	*																				91
140	42.7	200	61.0	100	30.5	65.0	329.1	**43.8**	**19.9**	*	67.3	331.6	**45.6**	**20.7**	*																				100
140	42.7	200	61.0	110	33.5	61.8	324.1	**40.9**	**18.6**	*	64.1	327.1	**42.7**	**19.4**	*																				110
140	42.7	200	61.0	119	36.3											65.0	326.2	**42.8**	**19.4**	*															119
140	42.7	200	61.0	120	36.6	58.5	318.3	**35.7**	**16.2**	*	60.9	321.9	**38.3**	**17.4**	*	64.8	325.9	**42.7**	**19.4**	*															120
140	42.7	200	61.0	130	39.6	55.1	311.8	**32.4**	**14.7**	*	57.6	315.9	**34.9**	**15.8**	*	61.6	320.9	**38.5**	**17.5**	*															130
140	42.7	200	61.0	140	42.7	51.5	304.3	**29.3**	**13.3**	*	54.1	309.1	**31.6**	**14.3**	*	58.3	315.1	**35.3**	**16.0**	*															140
140	42.7	200	61.0	147	44.8																60.0	315.0	**33.7**	**15.3**											147
140	42.7	200	61.0	150	45.7	47.7	295.8	**26.5**	**12.0**	*	50.5	301.4	**28.6**	**13.0**	*	54.8	308.5	**32.3**	**14.7**	*	58.9	313.1	**32.4**	**14.7**											150
140	42.7	200	61.0	160	48.8	43.7	286.1	**23.8**	**10.8**	*	46.7	292.6	**25.8**	**11.7**	*	51.2	301.0	**29.3**	**13.3**	*	55.5	306.6	**29.1**	**13.2**											160
140	42.7	200	61.0	170	51.8	39.4	274.8	**21.3**	**9.7**	*	42.6	282.4	**23.2**	**10.5**	*	47.5	292.4	**26.5**	**12.0**	*	51.9	299.3	**26.2**	**11.9**											170
140	42.7	200	61.0	173	52.7																					55.0	301.5	**23.0**	**10.4**						173
140	42.7	200	61.0	180	54.9	34.7	261.5	**19.0**	**8.6**	*	38.2	270.7	**20.8**	**9.4**	*	43.5	282.5	**23.9**	**10.8**	*	48.2	290.9	**23.7**	**10.8**		52.5	296.3	**21.3**	**9.7**						180
140	42.7	200	61.0	190	57.9	29.2	245.5	**16.9**	**7.7**	*	33.3	256.8	**18.6**	**8.4**	*	39.1	271.1	**21.5**	**9.8**	*	44.2	281.3	**21.4**	**9.7**		48.7	288.0	**19.1**	**8.7**						190
140	42.7	200	61.0	198	60.4																										50.0	285.7	**15.6**	**7.1**	198
140	42.7	200	61.0	200	61.0	22.7	225.0	**14.8**	**6.7**	*	27.6	239.8	**16.5**	**7.5**	*	34.3	257.7	**19.3**	**8.8**	*	39.9	270.2	**19.4**	**8.8**		44.8	278.6	**17.2**	**7.8**		49.2	283.8	**15.2**	**6.9**	200
140	42.7	200	61.0	210	64.0	13.4	194.3	**12.8**	**5.8**	*	20.6	217.4	**14.4**	**6.5**	*	28.8	241.5	**17.1**	**7.8**	*	35.2	257.2	**17.6**	**8.0**		40.6	267.8	**15.5**	**7.0**		45.3	274.6	**13.6**	**6.2**	210
140	42.7	200	61.0	216	65.8	0.0	147.9	**8.5**	**3.9**	*																									216
140	42.7	200	61.0	220	67.1						9.5	180.3	**12.5**	**5.7**	*	22.2	220.5	**15.1**	**6.9**	*	29.9	241.5	**16.0**	**7.3**		36.0	255.1	**14.0**	**6.4**		41.1	263.9	**12.1**	**5.5**	220
140	42.7	200	61.0	223	68.0						0.0	147.2	**10.1**	**4.6**	*																				223
140	42.7	200	61.0	230	70.1											12.6	188.6	**13.2**	**6.0**	*	23.5	221.7	**14.5**	**6.6**		30.8	239.9	**12.6**	**5.7**		36.5	251.5	**10.8**	**4.9**	230
140	42.7	200	61.0	235	71.6											0.0	145.0	**12.1**	**5.5**	*															235
140	42.7	200	61.0	240	73.2																14.8	192.9	**13.2**	**6.0**		24.6	220.9	**11.4**	**5.2**		31.4	236.6	**9.6**	**4.4**	240
140	42.7	200	61.0	247	75.3																0.0	141.9	**12.4**	**5.6**											247
140	42.7	200	61.0	250	76.2																					16.4	194.1	**10.2**	**4.6**		25.3	218.1	**8.6**	**3.9**	250
140	42.7	200	61.0	258	78.6																					0.0	137.7	**9.4**	**4.3**						258
140	42.7	200	61.0	260	79.2																										17.5	192.5	**7.6**	**3.4**	260
140	42.7	200	61.0	269	82.0																										0.0	132.5	**6.8**	**3.1**	269
140	42.7	220	67.1	80	24.4	73.0	358.2	**42.7**	**19.4**	*																									80
140	42.7	220	67.1	90	27.4	70.2	354.8	**38.9**	**17.6**	*																									90
140	42.7	220	67.1	98	29.9						70.0	353.8	**38.4**	**17.4**	*																				98
140	42.7	220	67.1	100	30.5	67.4	350.9	**36.4**	**16.5**	*	69.4	353.1	**37.9**	**17.2**	*																				100
140	42.7	220	67.1	110	33.5	64.6	346.5	**33.1**	**15.0**	*	66.6	349.0	**35.1**	**15.9**	*																				110
140	42.7	220	67.1	120	36.6	61.6	341.4	**30.0**	**13.6**	*	63.8	344.4	**32.0**	**14.5**	*																				120

LS-348H 5 -- 360 Degree Capacities -- Extended Gage -- Luffing Jib
80" X 95" Luffing Boom, 68" X 80" Luffing Jib, ABC + A Counterweight

						Luffing Boom Angle: 88 Degrees					85 Degrees					80 Degrees					75 Degrees					70 Degrees					65 Degrees					
Luffing Boom Length (ft)	Luffing Boom Length (m)	Luffing Jib Length (ft)	Luffing Jib Length (m)	Load Radius (ft)	Load Radius (m)	Luffing Jib Angle (deg)	Tip Height (ft)	Rated Capacity (kips)	Rated Capacity (mt)		Luffing Jib Angle (deg)	Tip Height (ft)	Rated Capacity (kips)	Rated Capacity (mt)		Luffing Jib Angle (deg)	Tip Height (ft)	Rated Capacity (kips)	Rated Capacity (mt)		Luffing Jib Angle (deg)	Tip Height (ft)	Rated Capacity (kips)	Rated Capacity (mt)		Luffing Jib Angle (deg)	Tip Height (ft)	Rated Capacity (kips)	Rated Capacity (mt)		Luffing Jib Angle (deg)	Tip Height (ft)	Rated Capacity (kips)	Rated Capacity (mt)		Load Radius (ft)
140	42.7	220	67.1	128	39.0											65.0	344.4	**32.8**	**14.9**	*																128
140	42.7	220	67.1	130	39.6	58.6	335.7	**26.9**	**12.2**	*	60.8	339.2	**29.1**	**13.2**	*	64.4	343.3	**32.1**	**14.6**	*																130
140	42.7	220	67.1	140	42.7	55.5	329.2	**24.1**	**10.9**	*	57.8	333.2	**26.2**	**11.9**	*	61.4	338.2	**29.2**	**13.2**	*																140
140	42.7	220	67.1	150	45.7	52.3	321.9	**21.5**	**9.8**	*	54.7	326.6	**23.4**	**10.6**	*	58.4	332.4	**26.5**	**12.0**	*																150
140	42.7	220	67.1	157	47.9																60.0	332.4	**27.4**	**12.4**	*											157
140	42.7	220	67.1	160	48.8	48.9	313.7	**19.1**	**8.7**	*	51.4	319.0	**20.9**	**9.5**	*	55.3	325.9	**24.0**	**10.9**	*	59.0	330.4	**26.5**	**12.0**	*											160
140	42.7	220	67.1	170	51.8	45.4	304.4	**16.8**	**7.6**	*	48.0	310.6	**18.5**	**8.4**	*	52.1	318.5	**21.5**	**9.8**	*	55.9	324.0	**24.0**	**10.9**	*											170
140	42.7	220	67.1	180	54.9	41.6	293.9	**14.7**	**6.7**	*	44.4	301.0	**16.3**	**7.4**	*	48.7	310.3	**19.1**	**8.7**	*	52.7	316.8	**21.8**	**9.9**	*											180
140	42.7	220	67.1	184	56.1																					55.0	317.9	**19.2**	**8.7**							184
140	42.7	220	67.1	190	57.9	37.5	281.8	**12.7**	**5.8**	*	40.5	290.0	**14.3**	**6.5**	*	45.1	300.9	**16.9**	**7.7**	*	49.3	308.7	**19.6**	**8.9**	*	53.2	313.8	**18.0**	**8.2**							190
140	42.7	220	67.1	200	61.0	33.0	267.6	**10.9**	**4.9**	*	36.3	277.4	**12.3**	**5.6**	*	41.3	290.3	**14.9**	**6.8**	*	45.8	299.6	**17.4**	**7.9**	*	49.8	305.8	**16.1**	**7.3**							200
140	42.7	220	67.1	210	64.0	27.8	250.6	**9.1**	**4.1**	*	31.7	262.6	**10.5**	**4.8**	*	37.2	278.1	**12.9**	**5.9**	*	42.0	289.2	**15.4**	**7.0**	*	46.3	296.8	**14.4**	**6.5**							210
140	42.7	220	67.1	211	64.3																										50.0	301.1	**12.3**	**5.6**		211
140	42.7	220	67.1	220	67.1	21.6	228.9	**7.5**	**3.4**	*	26.3	244.6	**8.8**	**4.0**	*	32.7	263.7	**11.1**	**5.0**	*	38.0	277.3	**13.4**	**6.1**	*	42.6	286.7	**12.9**	**5.9**		46.7	292.7	**11.0**	**5.0**		220
140	42.7	220	67.1	230	70.1	12.8	196.6	**5.9**	**2.7**	*	19.6	220.9	**7.2**	**3.3**	*	27.5	246.5	**9.4**	**4.3**	*	33.5	263.4	**11.6**	**5.3**	*	38.6	275.0	**11.5**	**5.2**		43.0	282.7	**9.7**	**4.4**		230
140	42.7	220	67.1	236	71.9	0.0	147.9	**4.8**	**2.2**	*																										236
140	42.7	220	67.1	240	73.2						9.1	181.9	**5.6**	**2.5**	*	21.1	224.3	**7.8**	**3.5**	*	28.5	246.8	**9.9**	**4.5**	*	34.2	261.5	**10.3**	**4.7**		39.1	271.2	**8.5**	**3.9**		240
140	42.7	220	67.1	243	74.1						0.0	147.2	**5.0**	**2.3**	*																					243
140	42.7	220	67.1	250	76.2											12.0	190.8	**6.2**	**2.8**	*	22.4	225.7	**8.3**	**3.8**	*	29.3	245.3	**9.1**	**4.1**		34.7	257.9	**7.4**	**3.4**		250
140	42.7	220	67.1	255	77.7											0.0	145.0	**5.3**	**2.4**	*																255
140	42.7	220	67.1	260	79.2																14.1	195.4	**6.8**	**3.1**	*	23.4	225.1	**8.1**	**3.7**		29.9	242.1	**6.4**	**2.9**		260
140	42.7	220	67.1	267	81.4																0.0	141.9	**5.6**	**2.5**	*											267
140	42.7	220	67.1	270	82.3																					15.6	196.9	**7.1**	**3.2**		24.1	222.4	**5.5**	**2.5**		270
140	42.7	220	67.1	278	84.7																					0.0	137.7	**5.9**	**2.7**	*						278
140	42.7	220	67.1	280	85.3																										16.6	195.5	**4.7**	**2.1**		280
140	42.7	220	67.1	289	88.1																										0.0	132.5	**4.1**	**1.9**		289
140	42.7	240	73.2	86	26.2	73.0	377.3	**34.0**	**15.4**	*																										86
140	42.7	240	73.2	90	27.4	71.9	376.0	**33.1**	**15.0**	*																										90
140	42.7	240	73.2	100	30.5	69.4	372.5	**30.3**	**13.7**	*																										100
140	42.7	240	73.2	105	32.0						70.0	372.6	**30.7**	**13.9**	*																					105
140	42.7	240	73.2	110	33.5	66.8	368.4	**27.3**	**12.4**	*	68.7	370.7	**29.1**	**13.2**	*																					110
140	42.7	240	73.2	120	36.6	64.2	363.9	**24.6**	**11.2**	*	66.1	366.5	**26.3**	**11.9**	*																					120
140	42.7	240	73.2	130	39.6	61.5	358.7	**21.9**	**9.9**	*	63.5	361.8	**23.6**	**10.7**	*																					130
140	42.7	240	73.2	136	41.5											65.0	362.5	**24.6**	**11.2**	*																136
140	42.7	240	73.2	140	42.7	58.7	353.0	**19.3**	**8.8**	*	60.8	356.5	**21.1**	**9.6**	*	64.0	360.7	**23.7**	**10.8**	*																140
140	42.7	240	73.2	150	45.7	55.9	346.6	**16.9**	**7.7**	*	58.0	350.6	**18.7**	**8.5**	*	61.3	355.5	**21.2**	**9.6**	*																150
140	42.7	240	73.2	160	48.8	53.0	339.4	**14.7**	**6.7**	*	55.1	344.0	**16.3**	**7.4**	*	58.6	349.7	**18.9**	**8.6**	*																160
140	42.7	240	73.2	167	50.9																60.0	349.7	**19.6**	**8.9**	*											167
140	42.7	240	73.2	170	51.8	49.9	331.5	**12.6**	**5.7**	*	52.2	336.6	**14.2**	**6.4**	*	55.7	343.3	**16.8**	**7.6**	*	59.1	347.7	**18.9**	**8.6**	*											170
140	42.7	240	73.2	180	54.9	46.7	322.6	**10.6**	**4.8**	*	49.1	328.4	**12.1**	**5.5**	*	52.8	336.1	**14.7**	**6.7**	*	56.2	341.4	**16.8**	**7.6**	*											180
140	42.7	240	73.2	190	57.9	43.3	312.6	**8.8**	**4.0**	*	45.8	319.2	**10.2**	**4.6**	*	49.7	328.1	**12.7**	**5.8**	*	53.3	334.3	**14.9**	**6.8**	*											190
140	42.7	240	73.2	196	59.7																					55.0	334.3	**15.6**	**7.1**	*						196
140	42.7	240	73.2	200	61.0	39.7	301.3	**7.1**	**3.2**	*	42.4	308.9	**8.5**	**3.9**	*	46.5	319.1	**10.8**	**4.9**	*	50.3	326.4	**13.1**	**5.9**	*	53.8	331.3	**14.8**	**6.7**	*						200
140	42.7	240	73.2	210	64.0	35.9	288.4	**5.6**	**2.5**	*	38.7	297.2	**6.8**	**3.1**	*	43.1	309.0	**9.0**	**4.1**	*	47.1	317.7	**11.2**	**5.1**	*	50.7	323.5	**13.0**	**5.9**	*						210
140	42.7	240	73.2	220	67.1	31.5	273.4	**4.1**	**1.9**	*	34.7	283.8	**5.3**	**2.4**	*	39.5	297.6	**7.3**	**3.3**	*	43.7	307.8	**9.4**	**4.3**	*	47.6	314.9	**11.4**	**5.2**	*						220
140	42.7	240	73.2	224	68.3																										50.0	316.4	**9.3**	**4.2**		224
140	42.7	240	73.2	230	70.1	26.6	255.4	**2.7**	**1.2**	*	30.3	268.1	**3.8**	**1.7**	*	35.6	284.6	**5.8**	**2.6**	*	40.2	296.7	**7.8**	**3.5**	*	44.3	305.2	**9.8**	**4.4**	*	47.9	310.7	**8.5**	**3.9**		230
140	42.7	240	73.2	240	73.2						25.2	249.1	**2.4**	**1.1**	*	31.2	269.5	**4.3**	**2.0**	*	36.3	284.0	**6.2**	**2.8**	*	40.7	294.3	**8.1**	**3.7**	*	44.6	301.2	**7.3**	**3.3**		240
140	42.7	240	73.2	250	76.2											26.3	251.3	**2.9**	**1.3**	*	32.1	269.3	**4.7**	**2.1**	*	36.9	281.8	**6.6**	**3.0**	*	41.1	290.4	**6.3**	**2.9**		250
140	42.7	240	73.2	260	79.2																27.2	251.7	**3.4**	**1.5**	*	32.7	267.5	**5.1**	**2.3**	*	37.3	278.1	**5.3**	**2.4**		260
140	42.7	240	73.2	270	82.3																21.5	229.6	**2.1**	**1.0**	*	28.0	250.4	**3.7**	**1.7**	*	33.2	264.0	**4.4**	**2.0**		270
140	42.7	240	73.2	280	85.3																					22.4	229.2	**2.4**	**1.1**	*	28.6	247.3	**3.6**	**1.6**		280
140	42.7	240	73.2	290	88.4																										23.1	226.6	**2.8**	**1.3**		290
150	45.7	100	30.5	45	13.7	73.0	253.5	**134.4**	**61.0**	*																										45
150	45.7	100	30.5	50	15.2	70.0	251.8	**127.2**	**57.7**	*																										50
150	45.7	100	30.5	58	17.7						70.0	251.0	**127.4**	**57.8**	*																					58
150	45.7	100	30.5	60	18.3	63.8	247.5	**110.3**	**50.0**	*	68.7	250.2	**124.8**	**56.6**	*																					60
150	45.7	100	30.5	70	21.3	57.2	241.9	**100.6**	**45.6**	*	62.4	245.6	**108.6**	**49.3**	*																					70
150	45.7	100	30.5	79	24.1											65.0	245.5	**92.1**	**41.8**																	79
150	45.7	100	30.5	80	24.4	50.1	234.5	**93.6**	**42.5**	*	55.7	239.6	**95.5**	**43.3**		64.2	244.9	**90.4**	**41.0**																	80
150	45.7	100	30.5	90	27.4	42.1	224.9	**84.9**	**38.5**		48.4	231.9	**82.2**	**37.3**		57.7	239.3	**78.2**	**35.5**																	90
150	45.7	100	30.5	99	30.2																60.0	238.1	**64.6**	**29.3**												99
150	45.7	100	30.5	100	30.5	32.7	211.8	**74.6**	**33.8**		40.2	221.6	**72.3**	**32.8**		50.6	232.1	**68.3**	**31.0**		59.5	237.6	**63.9**	**29.0**												100
150	45.7	100	30.5	110	33.5	19.6	191.5	**62.0**	**28.1**	*	30.3	207.5	**64.0**	**29.0**		42.7	222.7	**60.0**	**27.2**		52.6	230.9	**56.0**	**25.4**												110
150	45.7	100	30.5	116	35.4	0.0	157.8	**34.5**	**15.7**	*																										116
150	45.7	100	30.5	119	36.3																					55.0	229.0	**46.7**	**21.2**							119

LS-348H 5 -- 360 Degree Capacities -- Extended Gage -- Luffing Jib
80" X 95" Luffing Boom, 68" X 80" Luffing Jib, ABC + A Counterweight

						Luffing Boom Angle																														
						88 Degrees					85 Degrees					80 Degrees					75 Degrees					70 Degrees					65 Degrees					
Luffing Boom Length (ft)	Luffing Boom Length (m)	Luffing Jib Length (ft)	Luffing Jib Length (m)	Load Radius (ft)	Load Radius (m)	Luffing Jib Angle (deg)	Tip Height (ft)	Rated Capacity (kips)	Rated Capacity (mt)		Luffing Jib Angle (deg)	Tip Height (ft)	Rated Capacity (kips)	Rated Capacity (mt)		Luffing Jib Angle (deg)	Tip Height (ft)	Rated Capacity (kips)	Rated Capacity (mt)		Luffing Jib Angle (deg)	Tip Height (ft)	Rated Capacity (kips)	Rated Capacity (mt)		Luffing Jib Angle (deg)	Tip Height (ft)	Rated Capacity (kips)	Rated Capacity (mt)		Luffing Jib Angle (deg)	Tip Height (ft)	Rated Capacity (kips)	Rated Capacity (mt)		Load Radius (ft)
150	45.7	100	30.5	120	36.6						15.5	183.8	56.8	25.8		33.4	209.9	53.2	24.1		44.9	222.1	49.6	22.5		54.2	228.2	46.1	20.9							120
150	45.7	100	30.5	124	37.8						0.0	157.1	37.6	17.1	*																					124
150	45.7	100	30.5	130	39.6											20.9	190.4	47.6	21.6		36.1	210.4	44.3	20.1		46.8	220.0	41.1	18.6							130
150	45.7	100	30.5	137	41.8											0.0	154.8	42.2	19.1	*																137
150	45.7	100	30.5	138	42.1																										50.0	218.2	35.9	16.3		138
150	45.7	100	30.5	140	42.7																24.8	193.4	39.8	18.1		38.3	209.1	37.9	17.2		48.3	216.2	35.0	15.9		140
150	45.7	100	30.5	149	45.4																0.0	151.5	37.0	16.8												149
150	45.7	100	30.5	150	45.7																					27.8	193.7	34.2	15.5		40.0	205.9	31.6	14.3		150
150	45.7	100	30.5	160	48.8																					10.1	164.6	30.9	14.0		30.0	191.7	28.6	13.0		160
150	45.7	100	30.5	162	49.4																					0.0	147.1	30.3	13.7							162
150	45.7	100	30.5	170	51.8																										15.1	167.6	25.9	11.8		170
150	45.7	100	30.5	173	52.7																										0.0	141.6	24.9	11.3		173
150	45.7	120	36.6	51	15.5	73.0	272.6	109.6	49.7	*																										51
150	45.7	120	36.6	60	18.3	68.4	269.4	102.0	46.3	*																										60
150	45.7	120	36.6	65	19.8						70.0	269.8	103.5	47.0	*																					65
150	45.7	120	36.6	70	21.3	63.2	264.9	91.1	41.3	*	67.3	267.7	99.4	45.1	*																					70
150	45.7	120	36.6	80	24.4	57.7	259.2	83.7	38.0	*	62.0	263.0	90.0	40.8	*																					80
150	45.7	120	36.6	87	26.5											65.0	263.6	79.5	36.1																	87
150	45.7	120	36.6	90	27.4	51.8	252.2	77.4	35.1	*	56.4	257.0	81.3	36.9		63.6	262.3	77.2	35.0																	90
150	45.7	120	36.6	100	30.5	45.5	243.3	73.2	33.2	*	50.5	249.6	71.5	32.4		58.1	256.7	67.2	30.5																	100
150	45.7	120	36.6	109	33.2																60.0	255.4	55.3	25.1												109
150	45.7	120	36.6	110	33.5	38.3	232.2	65.4	29.7		44.0	240.4	63.1	28.6		52.3	249.7	58.9	26.7		59.6	255.0	54.8	24.9												110
150	45.7	120	36.6	120	36.6	29.8	217.4	58.2	26.4		36.6	228.6	56.0	25.4		45.9	241.1	52.2	23.7		53.9	248.4	48.4	22.0												120
150	45.7	120	36.6	130	39.6	17.9	194.8	47.7	21.6	*	27.6	212.6	50.0	22.7		38.9	230.1	46.6	21.1		47.7	240.2	43.1	19.6		55.0	245.4	39.6	18.0							130
150	45.7	120	36.6	136	41.5	0.0	157.8	27.1	12.3	*																										136
150	45.7	120	36.6	140	42.7						14.2	186.4	45.0	20.4		30.4	215.6	41.8	19.0		40.8	230.0	39.9	18.1		49.2	237.9	36.8	16.7							140
150	45.7	120	36.6	144	43.9						0.0	157.1	29.8	13.5	*																					144
150	45.7	120	36.6	150	45.7											19.0	193.9	38.8	17.6		32.9	216.6	36.0	16.3		42.5	228.2	33.2	15.1							150
150	45.7	120	36.6	151	46.0																										50.0	233.5	30.2	13.7		151
150	45.7	120	36.6	157	47.9											0.0	154.9	34.5	15.7	*																157
150	45.7	120	36.6	160	48.8																22.6	197.6	32.6	14.8		34.9	215.7	30.0	13.6		43.8	224.7	27.5	12.5		160
150	45.7	120	36.6	169	51.5																0.0	151.5	29.7	13.5												169
150	45.7	120	36.6	170	51.8																					25.3	198.4	27.2	12.3		36.4	212.8	24.9	11.3		170
150	45.7	120	36.6	180	54.9																					9.2	166.3	24.7	11.2		27.4	196.8	22.6	10.3		180
150	45.7	120	36.6	182	55.5																					0.0	147.1	24.3	11.0							182
150	45.7	120	36.6	190	57.9																										13.7	170.1	20.5	9.3		190
150	45.7	120	36.6	193	58.8																										0.0	141.6	19.8	9.0		193
150	45.7	140	42.7	57	17.4	73.0	291.7	90.9	41.2	*																										57
150	45.7	140	42.7	60	18.3	71.6	290.7	88.7	40.2	*																										60
150	45.7	140	42.7	70	21.3	67.2	286.9	82.4	37.4	*																										70
150	45.7	140	42.7	72	21.9						70.0	288.6	85.6	38.8	*																					72
150	45.7	140	42.7	80	24.4	62.7	282.2	75.2	34.1	*	66.3	285.2	80.5	36.5	*																					80
150	45.7	140	42.7	90	27.4	58.0	276.6	69.7	31.6	*	61.7	280.3	74.2	33.7	*																					90
150	45.7	140	42.7	96	29.3											65.0	281.7	70.1	31.8																	96
150	45.7	140	42.7	100	30.5	53.0	269.7	65.2	29.6	*	56.9	274.4	68.6	31.1	*	63.1	279.6	66.0	29.9																	100
150	45.7	140	42.7	110	33.5	47.7	261.4	60.9	27.6	*	51.9	267.2	62.1	28.2		58.4	274.0	57.8	26.2																	110
150	45.7	140	42.7	119	36.3																60.0	272.7	47.6	21.6												119
150	45.7	140	42.7	120	36.6	41.9	251.4	56.8	25.8	*	46.5	258.6	54.9	24.9		53.4	267.2	51.0	23.1		59.6	272.3	47.2	21.4												120
150	45.7	140	42.7	130	39.6	35.4	238.8	51.2	23.2		40.6	248.1	49.0	22.2		48.1	259.1	45.4	20.6		54.8	265.8	41.9	19.0												130
150	45.7	140	42.7	140	42.7	27.5	222.5	46.1	20.9		33.8	234.9	44.0	20.0		42.4	249.2	40.7	18.5		49.6	258.1	38.8	17.6												140
150	45.7	140	42.7	142	43.3																					55.0	261.8	34.9	15.8							142
150	45.7	140	42.7	150	45.7	16.6	197.8	38.5	17.5	*	25.5	217.3	39.8	18.1		35.9	236.9	37.9	17.2		44.0	248.7	35.0	15.9		50.8	255.6	32.0	14.5							150
150	45.7	140	42.7	156	47.5	0.0	157.8	21.3	9.7	*																										156
150	45.7	140	42.7	160	48.8						13.1	188.8	37.0	16.8	*	28.1	220.9	34.4	15.6		37.7	237.1	31.6	14.3		45.3	246.6	28.9	13.1							160
150	45.7	140	42.7	163	49.7																										50.0	248.8	25.4	11.5		163
150	45.7	140	42.7	164	50.0						0.0	157.1	23.6	10.7	*																					164
150	45.7	140	42.7	170	51.8											17.6	197.2	31.3	14.2		30.4	222.3	28.7	13.0		39.2	235.6	26.2	11.9		46.4	243.0	23.7	10.8		170
150	45.7	140	42.7	177	54.0											0.0	154.9	27.7	12.6	*																177
150	45.7	140	42.7	180	54.9																20.9	201.5	26.2	11.9		32.2	221.7	23.8	10.8		40.4	232.4	21.5	9.8		180
150	45.7	140	42.7	189	57.6																0.0	151.6	24.0	10.9												189
150	45.7	140	42.7	190	57.9																					23.4	202.7	21.6	9.8		33.6	219.1	19.5	8.8		190
150	45.7	140	42.7	200	61.0																					8.5	167.8	19.7	8.9		25.3	201.5	17.7	8.0		200
150	45.7	140	42.7	202	61.6																					0.0	147.2	19.4	8.8							202
150	45.7	140	42.7	210	64.0																										12.7	172.4	16.0	7.3		210
150	45.7	140	42.7	213	64.9																										0.0	141.7	15.5	7.0		213

LS-348H 5 -- 360 Degree Capacities -- Extended Gage -- Luffing Jib
80" X 95" Luffing Boom, 68" X 80" Luffing Jib, ABC + A Counterweight

						Luffing Boom Angle																														
						88 Degrees					85 Degrees					80 Degrees					75 Degrees					70 Degrees					65 Degrees					
Luffing Boom Length (ft)	Luffing Boom Length (m)	Luffing Jib Length (ft)	Luffing Jib Length (m)	Load Radius (ft)	Load Radius (m)	Luffing Jib Angle (deg)	Tip Height (ft)	Rated Capacity (kips)	Rated Capacity (mt)		Luffing Jib Angle (deg)	Tip Height (ft)	Rated Capacity (kips)	Rated Capacity (mt)		Luffing Jib Angle (deg)	Tip Height (ft)	Rated Capacity (kips)	Rated Capacity (mt)		Luffing Jib Angle (deg)	Tip Height (ft)	Rated Capacity (kips)	Rated Capacity (mt)		Luffing Jib Angle (deg)	Tip Height (ft)	Rated Capacity (kips)	Rated Capacity (mt)		Luffing Jib Angle (deg)	Tip Height (ft)	Rated Capacity (kips)	Rated Capacity (mt)		Load Radius (ft)
150	45.7	160	48.8	63	19.2	73.0	310.8	**74.7**	**33.9**	*																										63
150	45.7	160	48.8	70	21.3	70.2	308.4	**71.0**	**32.2**	*																										70
150	45.7	160	48.8	78	23.8						70.0	307.4	**70.1**	**31.8**	*																					78
150	45.7	160	48.8	80	24.4	66.4	304.4	**66.2**	**30.0**	*	69.4	306.8	**69.3**	**31.4**	*																					80
150	45.7	160	48.8	90	27.4	62.4	299.6	**61.7**	**28.0**	*	65.5	302.6	**64.7**	**29.4**	*																					90
150	45.7	160	48.8	100	30.5	58.3	293.9	**57.4**	**26.0**	*	61.5	297.6	**60.5**	**27.5**	*																					100
150	45.7	160	48.8	104	31.7											65.0	299.8	**61.1**	**27.7**																	104
150	45.7	160	48.8	110	33.5	53.9	287.2	**53.5**	**24.3**	*	57.3	291.7	**56.5**	**25.6**	*	62.7	297.0	**56.5**	**25.6**																	110
150	45.7	160	48.8	120	36.6	49.4	279.3	**49.9**	**22.6**	*	53.0	284.8	**52.6**	**23.9**	*	58.6	291.3	**49.8**	**22.6**																	120
150	45.7	160	48.8	129	39.3																60.0	290.1	**41.0**	**18.6**												129
150	45.7	160	48.8	130	39.6	44.5	269.9	**46.6**	**21.1**	*	48.3	276.6	**47.8**	**21.7**	*	54.3	284.7	**44.3**	**20.1**		59.7	289.6	**40.6**	**18.4**												130
150	45.7	160	48.8	140	42.7	39.1	258.7	**42.9**	**19.5**	*	43.3	266.9	**43.0**	**19.5**		49.7	276.9	**39.6**	**18.0**		55.4	283.2	**37.7**	**17.1**												140
150	45.7	160	48.8	150	45.7	33.0	245.0	**37.2**	**16.9**	*	37.8	255.2	**40.0**	**18.1**		44.8	267.7	**37.0**	**16.8**		51.0	275.8	**33.9**	**15.4**												150
150	45.7	160	48.8	153	46.6																					55.0	278.1	**29.8**	**13.5**							153
150	45.7	160	48.8	160	48.8	25.7	227.2	**34.0**	**15.4**	*	31.5	240.7	**36.3**	**16.5**		39.5	256.6	**33.4**	**15.2**		46.2	266.9	**30.6**	**13.9**		52.0	273.2	**27.8**	**12.6**							160
150	45.7	160	48.8	170	51.8	15.5	200.6	**30.4**	**13.8**	*	23.8	221.7	**33.1**	**15.0**		33.5	243.1	**30.4**	**13.8**		41.0	256.4	**27.7**	**12.6**		47.3	264.7	**25.1**	**11.4**							170
150	45.7	160	48.8	176	53.6	0.0	157.9	**16.5**	**7.5**	*																					50.0	264.2	**21.1**	**9.6**		176
150	45.7	160	48.8	180	54.9						12.2	191.0	**29.4**	**13.3**	*	26.3	225.7	**27.7**	**12.6**		35.2	243.7	**25.2**	**11.4**		42.2	254.6	**22.7**	**10.3**		48.2	261.0	**20.3**	**9.2**		180
150	45.7	160	48.8	184	56.1						0.0	157.1	**18.5**	**8.4**	*																					184
150	45.7	160	48.8	190	57.9											16.5	200.1	**25.3**	**11.5**		28.4	227.5	**22.9**	**10.4**		36.6	242.5	**20.6**	**9.3**		43.2	251.2	**18.3**	**8.3**		190
150	45.7	160	48.8	197	60.0											0.0	154.9	**22.1**	**10.0**	*																197
150	45.7	160	48.8	200	61.0																19.5	205.0	**20.9**	**9.5**		30.1	227.3	**18.7**	**8.5**		37.7	239.5	**16.5**	**7.5**		200
150	45.7	160	48.8	209	63.7																0.0	151.6	**19.2**	**8.7**												209
150	45.7	160	48.8	210	64.0																					21.9	206.7	**17.0**	**7.7**		31.4	225.0	**14.9**	**6.8**		210
150	45.7	160	48.8	220	67.1																					8.0	169.2	**15.4**	**7.0**		23.6	205.8	**13.5**	**6.1**		220
150	45.7	160	48.8	222	67.7																					0.0	147.2	**15.2**	**6.9**							222
150	45.7	160	48.8	230	70.1																										11.9	174.6	**12.2**	**5.5**		230
150	45.7	160	48.8	233	71.0																										0.0	141.7	**11.8**	**5.4**		233
150	45.7	180	54.9	68	20.7	73.0	330.0	**61.9**	**28.1**	*																										68
150	45.7	180	54.9	70	21.3	72.5	329.5	**61.3**	**27.8**	*																										70
150	45.7	180	54.9	80	24.4	69.1	326.0	**57.2**	**26.0**	*																										80
150	45.7	180	54.9	85	25.9						70.0	326.2	**57.7**	**26.2**	*																					85
150	45.7	180	54.9	90	27.4	65.7	321.8	**53.5**	**24.3**	*	68.4	324.4	**55.9**	**25.4**	*																					90
150	45.7	180	54.9	100	30.5	62.1	316.9	**50.0**	**22.7**	*	64.9	320.0	**52.3**	**23.7**	*																					100
150	45.7	180	54.9	110	33.5	58.5	311.2	**46.7**	**21.2**	*	61.3	315.0	**49.0**	**22.2**	*																					110
150	45.7	180	54.9	113	34.4											65.0	318.0	**51.7**	**23.5**	*																113
150	45.7	180	54.9	120	36.6	54.6	304.6	**43.5**	**19.7**	*	57.6	309.1	**45.9**	**20.8**	*	62.4	314.3	**48.6**	**22.1**																	120
150	45.7	180	54.9	130	39.6	50.6	297.0	**38.1**	**17.3**	*	53.8	302.3	**42.8**	**19.4**	*	58.7	308.7	**43.1**	**19.6**																	130
150	45.7	180	54.9	139	42.4																60.0	307.4	**36.9**	**16.7**												139
150	45.7	180	54.9	140	42.7	46.4	288.1	**34.7**	**15.7**	*	49.7	294.4	**37.4**	**17.0**	*	54.9	302.1	**39.9**	**18.1**		59.7	306.9	**36.5**	**16.6**												140
150	45.7	180	54.9	150	45.7	41.8	277.8	**31.6**	**14.3**	*	45.4	285.2	**34.1**	**15.5**	*	50.9	294.6	**35.9**	**16.3**		56.0	300.6	**32.7**	**14.8**												150
150	45.7	180	54.9	160	48.8	36.8	265.6	**28.7**	**13.0**	*	40.8	274.5	**31.1**	**14.1**	*	46.7	285.8	**32.4**	**14.7**		52.0	293.4	**29.5**	**13.4**												160
150	45.7	180	54.9	165	50.3																					55.0	294.5	**25.2**	**11.4**							165
150	45.7	180	54.9	170	51.8	31.1	250.7	**26.0**	**11.8**	*	35.6	261.8	**28.3**	**12.8**	*	42.2	275.6	**29.4**	**13.3**		47.9	285.0	**26.6**	**12.1**		52.9	290.7	**23.9**	**10.8**							170
150	45.7	180	54.9	180	54.9	24.2	231.6	**23.5**	**10.7**	*	29.7	246.2	**25.7**	**11.7**	*	37.2	263.6	**26.7**	**12.1**		43.4	275.2	**24.1**	**10.9**		48.8	282.6	**21.5**	**9.8**							180
150	45.7	180	54.9	189	57.6																										50.0	279.5	**17.3**	**7.8**		189
150	45.7	180	54.9	190	57.9	14.6	203.2	**21.0**	**9.5**	*	22.5	225.8	**23.2**	**10.5**	*	31.5	248.9	**24.3**	**11.0**		38.5	263.7	**21.8**	**9.9**		44.5	273.2	**19.4**	**8.8**		49.6	278.8	**17.1**	**7.8**		190
150	45.7	180	54.9	196	59.7	0.0	157.9	**12.4**	**5.6**	*																										196
150	45.7	180	54.9	200	61.0						11.5	193.1	**20.7**	**9.4**	*	24.8	230.2	**22.2**	**10.1**		33.1	249.8	**19.8**	**9.0**		39.7	262.1	**17.6**	**8.0**		45.3	269.6	**15.4**	**7.0**		200
150	45.7	180	54.9	204	62.2						0.0	157.1	**14.2**	**6.4**	*																					204
150	45.7	180	54.9	210	64.0											15.5	202.9	**20.2**	**9.2**		26.7	232.4	**18.0**	**8.2**		34.4	248.9	**15.9**	**7.2**		40.7	258.9	**13.8**	**6.3**		210
150	45.7	180	54.9	217	66.1											0.0	154.9	**17.5**	**7.9**	*																217
150	45.7	180	54.9	220	67.1																18.4	208.4	**16.4**	**7.4**		28.3	232.5	**14.4**	**6.5**		35.5	246.1	**12.4**	**5.6**		220
150	45.7	180	54.9	229	69.8																0.0	151.5	**15.1**	**6.9**												229
150	45.7	180	54.9	230	70.1																					20.6	210.5	**13.0**	**5.9**		29.6	230.4	**11.1**	**5.0**		230
150	45.7	180	54.9	240	73.2																					7.5	170.6	**11.7**	**5.3**		22.3	209.8	**9.9**	**4.5**		240
150	45.7	180	54.9	242	73.8																					0.0	147.2	**11.6**	**5.3**							242
150	45.7	180	54.9	250	76.2																										11.2	176.6	**8.9**	**4.0**		250
150	45.7	180	54.9	253	77.1																										0.0	141.6	**8.5**	**3.9**		253
150	45.7	200	61.0	74	22.6	73.0	349.1	**51.0**	**23.1**	*																										74
150	45.7	200	61.0	80	24.4	71.3	347.2	**49.1**	**22.3**	*																										80
150	45.7	200	61.0	90	27.4	68.2	343.6	**46.0**	**20.9**	*																										90
150	45.7	200	61.0	92	28.0						70.0	345.0	**47.3**	**21.5**	*																					92
150	45.7	200	61.0	100	30.5	65.1	339.2	**43.0**	**19.5**	*	67.6	341.9	**44.9**	**20.4**	*																					100
150	45.7	200	61.0	110	33.5	61.9	334.3	**39.0**	**17.7**	*	64.4	337.4	**42.1**	**19.1**	*																					110
150	45.7	200	61.0	120	36.6	58.6	328.6	**35.5**	**16.1**	*	61.2	332.3	**38.1**	**17.3**	*																					120

LS-348H 5 -- 360 Degree Capacities -- Extended Gage -- Luffing Jib
80" X 95" Luffing Boom, 68" X 80" Luffing Jib, ABC + A Counterweight

						Luffing Boom Angle																														
						88 Degrees					85 Degrees					80 Degrees					75 Degrees					70 Degrees					65 Degrees					
Luffing Boom Length (ft)	Luffing Boom Length (m)	Luffing Jib Length (ft)	Luffing Jib Length (m)	Load Radius (ft)	Load Radius (m)	Luffing Jib Angle (deg)	Tip Height (ft)	Rated Capacity (kips)	Rated Capacity (mt)		Luffing Jib Angle (deg)	Tip Height (ft)	Rated Capacity (kips)	Rated Capacity (mt)		Luffing Jib Angle (deg)	Tip Height (ft)	Rated Capacity (kips)	Rated Capacity (mt)		Luffing Jib Angle (deg)	Tip Height (ft)	Rated Capacity (kips)	Rated Capacity (mt)		Luffing Jib Angle (deg)	Tip Height (ft)	Rated Capacity (kips)	Rated Capacity (mt)		Luffing Jib Angle (deg)	Tip Height (ft)	Rated Capacity (kips)	Rated Capacity (mt)		Load Radius (ft)
150	45.7	200	61.0	121	36.9											65.0	336.1	**42.0**	**19.1**	*																121
150	45.7	200	61.0	130	39.6	55.2	322.0	**32.2**	**14.6**	*	57.9	326.4	**34.8**	**15.8**	*	62.1	331.7	**38.6**	**17.5**	*																130
150	45.7	200	61.0	140	42.7	51.6	314.6	**29.1**	**13.2**	*	54.4	319.7	**31.6**	**14.3**	*	58.9	326.0	**35.4**	**16.1**	*																140
150	45.7	200	61.0	149	45.4																60.0	324.7	**31.9**	**14.5**												149
150	45.7	200	61.0	150	45.7	47.9	306.1	**26.3**	**11.9**	*	50.8	312.1	**28.6**	**13.0**	*	55.4	319.5	**32.5**	**14.7**	*	59.7	324.2	**31.6**	**14.3**												150
150	45.7	200	61.0	160	48.8	43.9	296.4	**23.7**	**10.8**	*	47.0	303.4	**25.8**	**11.7**	*	51.9	312.2	**29.5**	**13.4**	*	56.4	318.0	**28.3**	**12.8**												160
150	45.7	200	61.0	170	51.8	39.6	285.2	**21.2**	**9.6**	*	43.0	293.3	**23.2**	**10.5**	*	48.1	303.8	**26.7**	**12.1**	*	52.8	310.9	**25.5**	**11.6**												170
150	45.7	200	61.0	176	53.6																					55.0	310.9	**21.2**	**9.6**							176
150	45.7	200	61.0	180	54.9	34.8	272.0	**18.9**	**8.6**	*	38.6	281.8	**19.3**	**8.8**	*	44.2	294.2	**24.1**	**10.9**	*	49.2	302.8	**23.0**	**10.4**		53.7	308.2	**20.4**	**9.3**							180
150	45.7	200	61.0	190	57.9	29.4	256.1	**16.8**	**7.6**	*	33.7	268.1	**17.1**	**7.8**	*	39.9	283.1	**21.7**	**9.8**	*	45.3	293.6	**20.8**	**9.4**		50.0	300.4	**18.3**	**8.3**							190
150	45.7	200	61.0	200	61.0	22.9	235.8	**14.7**	**6.7**	*	28.1	251.4	**16.5**	**7.5**	*	35.2	270.1	**19.5**	**8.8**	*	41.1	282.9	**18.8**	**8.5**		46.2	291.4	**16.4**	**7.4**							200
150	45.7	200	61.0	202	61.6																										50.0	294.8	**13.8**	**6.3**		202
150	45.7	200	61.0	210	64.0	13.9	205.7	**12.8**	**5.8**	*	21.3	229.6	**14.5**	**6.6**	*	29.9	254.4	**17.4**	**7.9**	*	36.5	270.4	**17.0**	**7.7**		42.1	281.1	**14.8**	**6.7**		46.9	287.7	**12.6**	**5.7**		210
150	45.7	200	61.0	216	65.8	0.0	157.9	**8.8**	**4.0**	*																										216
150	45.7	200	61.0	220	67.1						11.0	195.0	**12.5**	**5.7**	*	23.5	234.5	**15.3**	**6.9**	*	31.4	255.6	**15.4**	**7.0**		37.6	269.1	**13.3**	**6.0**		42.9	277.7	**11.2**	**5.1**		220
150	45.7	200	61.0	224	68.3						0.0	157.1	**10.5**	**4.8**	*																					224
150	45.7	200	61.0	230	70.1											14.7	205.6	**13.4**	**6.1**	*	25.3	237.0	**13.9**	**6.3**		32.6	254.9	**11.9**	**5.4**		38.5	266.1	**9.9**	**4.5**		230
150	45.7	200	61.0	237	72.2											0.0	154.9	**12.0**	**5.4**	*																237
150	45.7	200	61.0	240	73.2																17.5	211.5	**12.6**	**5.7**		26.8	237.4	**10.7**	**4.9**		33.6	252.3	**8.8**	**4.0**		240
150	45.7	200	61.0	249	75.9																0.0	151.5	**11.5**	**5.2**												249
150	45.7	200	61.0	250	76.2																					19.6	214.0	**9.5**	**4.3**		28.0	235.5	**7.7**	**3.5**		250
150	45.7	200	61.0	260	79.2																					7.1	171.9	**8.5**	**3.9**		21.1	213.7	**6.8**	**3.1**		260
150	45.7	200	61.0	262	79.9																					0.0	147.2	**8.4**	**3.8**							262
150	45.7	200	61.0	270	82.3																										10.6	178.5	**5.9**	**2.7**		270
150	45.7	200	61.0	273	83.2																										0.0	141.6	**5.7**	**2.6**		273
150	45.7	220	67.1	80	24.4	73.0	368.2	**41.7**	**18.9**	*																										80
150	45.7	220	67.1	90	27.4	70.3	364.9	**38.3**	**17.4**	*																										90
150	45.7	220	67.1	99	30.2						70.0	363.8	**37.7**	**17.1**	*																					99
150	45.7	220	67.1	100	30.5	67.5	361.1	**35.9**	**16.3**	*	69.7	363.4	**37.4**	**17.0**	*																					100
150	45.7	220	67.1	110	33.5	64.7	356.6	**32.8**	**14.9**	*	66.9	359.4	**35.0**	**15.9**	*																					110
150	45.7	220	67.1	120	36.6	61.7	351.6	**29.7**	**13.5**	*	64.0	354.8	**30.2**	**13.7**	*																					120
150	45.7	220	67.1	130	39.6	58.7	345.9	**26.7**	**12.1**	*	61.1	349.6	**29.0**	**13.2**	*	65.0	354.2	**32.4**	**14.7**	*																130
150	45.7	220	67.1	140	42.7	55.6	339.4	**23.9**	**10.8**	*	58.1	343.8	**26.2**	**11.9**	*	62.0	349.0	**29.3**	**13.3**	*																140
150	45.7	220	67.1	150	45.7	52.4	332.2	**21.4**	**9.7**	*	54.9	337.1	**23.4**	**10.6**	*	59.0	343.3	**26.7**	**12.1**	*																150
150	45.7	220	67.1	159	48.5																60.0	342.0	**27.1**	**12.3**	*											159
150	45.7	220	67.1	160	48.8	49.1	324.0	**18.9**	**8.6**	*	51.7	329.7	**20.9**	**9.5**	*	55.9	336.9	**24.2**	**11.0**	*	59.8	341.6	**26.9**	**12.2**	*											160
150	45.7	220	67.1	170	51.8	45.5	314.8	**16.7**	**7.6**	*	48.3	321.3	**18.5**	**8.4**	*	52.7	329.7	**21.7**	**9.8**	*	56.7	335.4	**24.4**	**11.1**												170
150	45.7	220	67.1	180	54.9	41.7	304.3	**14.6**	**6.6**	*	44.7	311.8	**16.3**	**7.4**	*	49.3	321.6	**19.3**	**8.8**	*	53.5	328.4	**21.9**	**9.9**												180
150	45.7	220	67.1	188	57.3																					55.0	327.3	**17.6**	**8.0**							188
150	45.7	220	67.1	190	57.9	37.7	292.2	**12.6**	**5.7**	*	40.9	301.0	**14.3**	**6.5**	*	45.8	312.5	**17.1**	**7.8**	*	50.2	320.6	**19.7**	**8.9**		54.3	325.7	**17.1**	**7.8**							190
150	45.7	220	67.1	200	61.0	33.2	278.2	**10.8**	**4.9**	*	36.7	288.6	**12.4**	**5.6**	*	42.0	302.1	**15.0**	**6.8**	*	46.7	311.7	**17.7**	**8.0**		51.0	318.0	**15.3**	**6.9**							200
150	45.7	220	67.1	210	64.0	28.0	261.2	**9.1**	**4.1**	*	32.1	274.0	**10.6**	**4.8**	*	38.0	290.2	**13.1**	**5.9**	*	43.0	301.7	**15.7**	**7.1**	*	47.6	309.4	**13.6**	**6.2**							210
150	45.7	220	67.1	215	65.5																										50.0	310.1	**10.7**	**4.9**		215
150	45.7	220	67.1	220	67.1	21.9	239.8	**7.4**	**3.4**	*	26.8	256.3	**8.9**	**4.0**	*	33.5	276.3	**11.3**	**5.1**	*	39.1	290.2	**13.8**	**6.3**	*	43.9	299.7	**12.1**	**5.5**		48.2	305.7	**10.0**	**4.5**		220
150	45.7	220	67.1	230	70.1	13.2	208.1	**5.8**	**2.6**	*	20.3	233.3	**7.2**	**3.3**	*	28.4	259.6	**9.6**	**4.4**	*	34.7	276.9	**12.0**	**5.4**	*	40.0	288.6	**10.8**	**4.9**		44.6	296.2	**8.8**	**4.0**		230
150	45.7	220	67.1	236	71.9	0.0	157.9	**4.8**	**2.2**	*																										236
150	45.7	220	67.1	240	73.2						10.4	196.9	**5.6**	**2.5**	*	22.4	238.5	**8.0**	**3.6**	*	29.9	261.0	**10.2**	**4.6**	*	35.8	275.7	**9.5**	**4.3**		40.8	285.3	**7.6**	**3.4**		240
150	45.7	220	67.1	244	74.4						0.0	157.1	**5.0**	**2.3**	*																					244
150	45.7	220	67.1	250	76.2											14.0	208.1	**6.4**	**2.9**	*	24.1	241.4	**8.6**	**3.9**	*	31.1	260.6	**8.4**	**3.8**		36.6	272.8	**6.6**	**3.0**		250
150	45.7	220	67.1	257	78.3											0.0	154.9	**5.3**	**2.4**	*																257
150	45.7	220	67.1	260	79.2																16.6	214.5	**7.1**	**3.2**	*	25.6	242.0	**7.4**	**3.4**		32.0	258.2	**5.6**	**2.5**		260
150	45.7	220	67.1	269	82.0																0.0	151.5	**5.6**	**2.5**	*											269
150	45.7	220	67.1	270	82.3																					18.6	217.4	**6.4**	**2.9**		26.7	240.4	**4.7**	**2.1**		270
150	45.7	220	67.1	280	85.3																					6.8	173.1	**5.6**	**2.5**		20.1	217.3	**4.0**	**1.8**		280
150	45.7	220	67.1	282	86.0																					0.0	147.2	**5.5**	**2.5**							282
150	45.7	220	67.1	290	88.4																										10.1	180.3	**3.2**	**1.5**		290
150	45.7	220	67.1	293	89.3																										0.0	141.6	**3.1**	**1.4**		293
150	45.7	240	73.2	86	26.2	73.0	387.3	**33.4**	**15.2**	*																										86
150	45.7	240	73.2	90	27.4	72.0	386.1	**32.5**	**14.7**	*																										90
150	45.7	240	73.2	100	30.5	69.5	382.6	**30.0**	**13.6**	*																										100
150	45.7	240	73.2	106	32.3						70.0	382.6	**30.3**	**13.7**	*																					106
150	45.7	240	73.2	110	33.5	66.9	378.6	**27.1**	**12.3**	*	68.9	381.0	**29.0**	**13.2**	*																					110
150	45.7	240	73.2	120	36.6	64.3	374.0	**24.4**	**11.1**	*	66.3	376.8	**26.2**	**11.9**	*																					120
150	45.7	240	73.2	130	39.6	61.6	368.9	**21.7**	**9.8**	*	63.7	372.2	**23.5**	**10.7**	*																					130
150	45.7	240	73.2	138	42.1											65.0	372.3	**24.3**	**11.0**	*																138
150	45.7	240	73.2	140	42.7	58.8	363.2	**19.2**	**8.7**	*	61.0	366.9	**21.1**	**9.6**	*	64.5	371.4	**23.8**	**10.8**	*																140

LS-348H 5 -- 360 Degree Capacities -- Extended Gage -- Luffing Jib
80" X 95" Luffing Boom, 68" X 80" Luffing Jib, ABC + A Counterweight

						Luffing Boom Angle: 88 Degrees					85 Degrees					80 Degrees					75 Degrees					70 Degrees					65 Degrees					
Luffing Boom Length (ft)	Luffing Boom Length (m)	Luffing Jib Length (ft)	Luffing Jib Length (m)	Load Radius (ft)	Load Radius (m)	Luffing Jib Angle (deg)	Tip Height (ft)	Rated Capacity (kips)	Rated Capacity (mt)		Luffing Jib Angle (deg)	Tip Height (ft)	Rated Capacity (kips)	Rated Capacity (mt)		Luffing Jib Angle (deg)	Tip Height (ft)	Rated Capacity (kips)	Rated Capacity (mt)		Luffing Jib Angle (deg)	Tip Height (ft)	Rated Capacity (kips)	Rated Capacity (mt)		Luffing Jib Angle (deg)	Tip Height (ft)	Rated Capacity (kips)	Rated Capacity (mt)		Luffing Jib Angle (deg)	Tip Height (ft)	Rated Capacity (kips)	Rated Capacity (mt)		Load Radius (ft)
150	45.7	240	73.2	150	45.7	56.0	356.8	**16.8**	**7.6**	*	58.2	361.1	**18.7**	**8.5**	*	61.8	366.3	**21.4**	**9.7**	*																150
150	45.7	240	73.2	160	48.8	53.1	349.7	**14.6**	**6.6**	*	55.4	354.5	**16.4**	**7.4**	*	59.0	360.6	**19.1**	**8.7**	*																160
150	45.7	240	73.2	169	51.5																60.0	359.3	**19.4**	**8.8**	*											169
150	45.7	240	73.2	170	51.8	50.0	341.8	**12.5**	**5.7**	*	52.4	347.3	**14.2**	**6.4**	*	56.2	354.3	**17.0**	**7.7**	*	59.8	358.9	**19.2**	**8.7**	*											170
150	45.7	240	73.2	180	54.9	46.8	332.9	**10.6**	**4.8**	*	49.3	339.1	**12.2**	**5.5**	*	53.3	347.2	**14.9**	**6.8**	*	57.0	352.7	**17.1**	**7.8**	*											180
150	45.7	240	73.2	190	57.9	43.5	322.9	**8.8**	**4.0**	*	46.1	330.0	**10.3**	**4.7**	*	50.3	339.4	**12.9**	**5.9**	*	54.1	345.9	**15.2**	**6.9**	*											190
150	45.7	240	73.2	199	60.7																					55.0	343.7	**14.1**	**6.4**	*						199
150	45.7	240	73.2	200	61.0	39.9	311.7	**7.1**	**3.2**	*	42.7	319.8	**8.5**	**3.9**	*	47.1	330.6	**10.9**	**4.9**	*	51.1	338.2	**13.4**	**6.1**	*	54.8	343.1	**14.1**	**6.4**							200
150	45.7	240	73.2	210	64.0	36.0	298.9	**5.5**	**2.5**	*	39.1	308.3	**6.9**	**3.1**	*	43.7	320.7	**9.2**	**4.2**	*	47.9	329.7	**11.6**	**5.3**	*	51.8	335.7	**12.4**	**5.6**							210
150	45.7	240	73.2	220	67.1	31.7	284.0	**4.0**	**1.8**	*	35.1	295.0	**5.3**	**2.4**	*	40.1	309.6	**7.5**	**3.4**	*	44.6	320.1	**9.8**	**4.4**	*	48.7	327.3	**11.0**	**5.0**							220
150	45.7	240	73.2	228	69.5																										50.0	325.5	**7.8**	**3.5**		228
150	45.7	240	73.2	230	70.1	26.8	266.1	**2.6**	**1.2**	*	30.7	279.6	**3.8**	**1.7**	*	36.3	296.9	**5.9**	**2.7**	*	41.1	309.4	**8.1**	**3.7**	*	45.4	318.0	**9.6**	**4.4**		49.3	323.5	**7.6**	**3.4**		230
150	45.7	240	73.2	240	73.2						25.6	260.9	**2.5**	**1.1**	*	32.0	282.1	**4.5**	**2.0**	*	37.4	297.1	**6.5**	**2.9**	*	42.0	307.6	**8.4**	**3.8**		46.1	314.4	**6.4**	**2.9**		240
150	45.7	240	73.2	250	76.2											27.2	264.6	**3.1**	**1.4**	*	33.2	283.0	**5.0**	**2.3**	*	38.3	295.7	**7.0**	**3.2**	*	42.6	304.2	**5.4**	**2.5**		250
150	45.7	240	73.2	260	79.2																28.6	266.3	**3.6**	**1.6**	*	34.2	282.0	**5.5**	**2.5**	*	39.0	292.6	**4.4**	**2.0**		260
150	45.7	240	73.2	270	82.3																23.1	245.6	**2.3**	**1.0**	*	29.7	266.0	**4.1**	**1.9**	*	35.0	279.3	**3.6**	**1.6**		270
150	45.7	240	73.2	280	85.3																					24.5	246.5	**2.8**	**1.3**	*	30.6	263.8	**2.8**	**1.3**		280
160	48.8	100	30.5	45	13.7	73.0	263.4	**131.4**	**59.6**	*																										45
160	48.8	100	30.5	50	15.2	70.2	261.9	**125.5**	**56.9**	*																										50
160	48.8	100	30.5	59	18.0						70.0	261.0	**124.5**	**56.5**	*																					59
160	48.8	100	30.5	60	18.3	64.0	257.7	**109.4**	**49.6**	*	69.2	260.5	**122.6**	**55.6**	*																					60
160	48.8	100	30.5	70	21.3	57.4	252.1	**99.7**	**45.2**	*	62.9	256.1	**108.5**	**49.2**	*																					70
160	48.8	100	30.5	80	24.4	50.3	244.8	**92.5**	**42.0**	*	56.3	250.2	**95.2**	**43.2**		65.0	255.3	**88.8**	**40.3**																	80
160	48.8	100	30.5	90	27.4	42.4	235.3	**84.8**	**38.5**		49.1	242.6	**81.9**	**37.2**		58.9	250.3	**77.6**	**35.2**																	90
160	48.8	100	30.5	100	30.5	33.0	222.3	**74.6**	**33.8**		41.0	232.6	**72.1**	**32.7**		51.9	243.4	**67.6**	**30.7**																	100
160	48.8	100	30.5	102	31.1																60.0	247.8	**61.2**	**27.8**												102
160	48.8	100	30.5	110	33.5	20.2	202.4	**63.9**	**29.0**	*	31.3	218.9	**63.7**	**28.9**		44.2	234.4	**59.3**	**26.9**		54.4	242.5	**55.0**	**25.0**												110
160	48.8	100	30.5	116	35.4	0.0	167.8	**35.0**	**15.9**	*																										116
160	48.8	100	30.5	120	36.6						17.3	196.7	**56.5**	**25.6**		35.2	222.3	**52.6**	**23.9**		47.0	234.3	**48.6**	**22.1**												120
160	48.8	100	30.5	122	37.2																					55.0	238.4	**43.5**	**19.7**							122
160	48.8	100	30.5	124	37.8						0.0	167.0	**38.1**	**17.3**	*																					124
160	48.8	100	30.5	130	39.6											23.5	204.5	**47.0**	**21.3**		38.6	223.5	**43.4**	**19.7**		49.4	232.4	**39.8**	**18.1**							130
160	48.8	100	30.5	138	42.1											0.0	164.7	**42.8**	**19.4**	*																138
160	48.8	100	30.5	140	42.7																28.1	208.3	**40.0**	**18.1**		41.4	222.6	**36.8**	**16.7**							140
160	48.8	100	30.5	142	43.3																										50.0	227.3	**33.0**	**15.0**		142
160	48.8	100	30.5	150	45.7																10.9	180.1	**36.1**	**16.4**		31.7	209.1	**33.2**	**15.1**		43.7	219.7	**30.4**	**13.8**		150
160	48.8	100	30.5	152	46.3																0.0	161.2	**35.3**	**16.0**												152
160	48.8	100	30.5	160	48.8																					18.1	187.6	**30.0**	**13.6**		34.6	207.4	**27.4**	**12.4**		160
160	48.8	100	30.5	165	50.3																					0.0	156.5	**28.5**	**12.9**							165
160	48.8	100	30.5	170	51.8																										22.6	189.1	**24.8**	**11.3**		170
160	48.8	100	30.5	178	54.3																										0.0	150.7	**22.9**	**10.4**		178
160	48.8	120	36.6	51	15.5	73.0	282.6	**107.2**	**48.6**	*																										51
160	48.8	120	36.6	60	18.3	68.6	279.5	**100.1**	**45.4**	*																										60
160	48.8	120	36.6	66	20.1						70.0	279.8	**101.3**	**46.0**	*																					66
160	48.8	120	36.6	70	21.3	63.3	275.1	**90.1**	**40.9**	*	67.7	278.0	**98.0**	**44.5**	*																					70
160	48.8	120	36.6	80	24.4	57.9	269.4	**82.9**	**37.6**	*	62.5	273.4	**89.7**	**40.7**	*																					80
160	48.8	120	36.6	89	27.1											65.0	273.4	**77.6**	**35.2**																	89
160	48.8	120	36.6	90	27.4	52.0	262.4	**76.6**	**34.8**	*	56.9	267.6	**81.0**	**36.8**		64.5	273.0	**76.5**	**34.7**																	90
160	48.8	120	36.6	100	30.5	45.7	253.7	**72.4**	**32.8**	*	51.0	260.3	**71.3**	**32.4**		59.1	267.6	**66.4**	**30.1**																	100
160	48.8	120	36.6	110	33.5	38.6	242.6	**65.4**	**29.7**		44.6	251.2	**62.8**	**28.5**		53.3	260.9	**58.2**	**26.4**																	110
160	48.8	120	36.6	112	34.1																60.0	265.1	**52.4**	**23.8**												112
160	48.8	120	36.6	120	36.6	30.1	228.0	**58.1**	**26.4**		37.3	239.7	**55.6**	**25.2**		47.1	252.6	**51.5**	**23.4**		55.4	259.9	**47.4**	**21.5**												120
160	48.8	120	36.6	130	39.6	18.5	205.8	**49.3**	**22.4**	*	28.5	224.2	**49.7**	**22.5**		40.2	242.1	**45.9**	**20.8**		49.3	252.2	**42.2**	**19.1**												130
160	48.8	120	36.6	134	40.8																					55.0	254.8	**38.2**	**17.3**							134
160	48.8	120	36.6	136	41.5	0.0	167.8	**27.6**	**12.5**	*																										136
160	48.8	120	36.6	140	42.7						15.8	199.6	**44.7**	**20.3**		32.0	228.4	**41.2**	**18.7**		42.7	242.5	**39.0**	**17.7**		51.3	250.1	**35.7**	**16.2**							140
160	48.8	120	36.6	144	43.9						0.0	167.0	**30.2**	**13.7**	*																					144
160	48.8	120	36.6	150	45.7											21.4	208.5	**38.3**	**17.4**		35.1	230.1	**35.2**	**16.0**		44.9	241.1	**32.1**	**14.6**							150
160	48.8	120	36.6	155	47.2																										50.0	242.6	**27.7**	**12.6**		155
160	48.8	120	36.6	158	48.2											0.0	164.7	**35.1**	**15.9**	*																158
160	48.8	120	36.6	160	48.8																25.6	213.1	**31.9**	**14.5**		37.6	229.7	**29.1**	**13.2**		46.7	238.0	**26.3**	**11.9**		160
160	48.8	120	36.6	170	51.8																9.9	181.9	**28.9**	**13.1**		28.9	214.5	**26.3**	**11.9**		39.7	227.3	**23.7**	**10.8**		170
160	48.8	120	36.6	172	52.4																0.0	161.2	**28.4**	**12.9**												172
160	48.8	120	36.6	180	54.9																					16.5	190.6	**23.9**	**10.8**		31.5	213.3	**21.5**	**9.8**		180
160	48.8	120	36.6	185	56.4																					0.0	156.5	**22.7**	**10.3**							185
160	48.8	120	36.6	190	57.9																										20.6	192.9	**19.5**	**8.8**		190

LS-348H 5 -- 360 Degree Capacities -- Extended Gage -- Luffing Jib
80" X 95" Luffing Boom, 68" X 80" Luffing Jib, ABC + A Counterweight

| | | | | | | Luffing Boom Angle | | | | | |

LS-348H 5 -- 360 Degree Capacities -- Extended Gage -- Luffing Jib
80" X 95" Luffing Boom, 68" X 80" Luffing Jib, ABC + A Counterweight

| | | | | | | Luffing Boom Angle | | | | | |

LS-348H 5 -- 360 Degree Capacities -- Extended Gage -- Luffing Jib
80" X 95" Luffing Boom, 68" X 80" Luffing Jib, ABC + A Counterweight

| | | | | | | Luffing Boom Angle | | | | | |

LS-348H 5 -- 360 Degree Capacities -- Extended Gage -- Luffing Jib
80" X 95" Luffing Boom, 68" X 80" Luffing Jib, ABC + A Counterweight

| | | | | | | Luffing Boom Angle | | | | | |

LS-348H 5 -- 360 Degree Capacities -- Extended Gage -- Luffing Jib
80" X 95" Luffing Boom, 68" X 80" Luffing Jib, ABC + A Counterweight

| | | | | | | Luffing Boom Angle | | | | | |

LS-348H 5 -- 360 Degree Capacities -- Extended Gage -- Luffing Jib
80" X 95" Luffing Boom, 68" X 80" Luffing Jib, ABC + A Counterweight

| | | | | | | Luffing Boom Angle | | | | | |

LS-348H 5 -- 360 Degree Capacities -- Extended Gage -- Luffing Jib
80" X 95" Luffing Boom, 68" X 80" Luffing Jib, ABC + A Counterweight

| | | | | | | Luffing Boom Angle | | | | | |

LS-348H 5 -- 360 Degree Capacities -- Extended Gage -- Luffing Jib
80" X 95" Luffing Boom, 68" X 80" Luffing Jib, ABC + A Counterweight

| | | | | | | Luffing Boom Angle | | | | | |

LS-348H 5 -- 360 Degree Capacities -- Extended Gage -- Luffing Jib
80" X 95" Luffing Boom, 68" X 80" Luffing Jib, ABC + A Counterweight

| | | | | | | Luffing Boom Angle | | | | | |

LS-348H 5 -- 360 Degree Capacities -- Extended Gage -- Luffing Jib
80" X 95" Luffing Boom, 68" X 80" Luffing Jib, ABC + A Counterweight

| | | | | | | Luffing Boom Angle | | | | | |

LS-348H 5 -- 360 Degree Capacities -- Extended Gage -- Luffing Jib
80" X 95" Luffing Boom, 68" X 80" Luffing Jib, ABC + A Counterweight

| | | | | | | Luffing Boom Angle | | | | | |

LS-348H 5 -- 360 Degree Capacities -- Extended Gage -- Luffing Jib
80" X 95" Luffing Boom, 68" X 80" Luffing Jib, ABC + A Counterweight

						Luffing Boom Angle																									
						88 Degrees					85 Degrees				80 Degrees				75 Degrees				70 Degrees				65 Degrees				
Luffing Boom Length (ft)	Luffing Boom Length (m)	Luffing Jib Length (ft)	Luffing Jib Length (m)	Load Radius (ft)	Load Radius (m)	Luffing Jib Angle (deg)	Tip Height (ft)	Rated Capacity (kips)	Rated Capacity (mt)		Luffing Jib Angle (deg)	Tip Height (ft)	Rated Capacity (kips)	Rated Capacity (mt)	Luffing Jib Angle (deg)	Tip Height (ft)	Rated Capacity (kips)	Rated Capacity (mt)	Luffing Jib Angle (deg)	Tip Height (ft)	Rated Capacity (kips)	Rated Capacity (mt)	Luffing Jib Angle (deg)	Tip Height (ft)	Rated Capacity (kips)	Rated Capacity (mt)	Luffing Jib Angle (deg)	Tip Height (ft)	Rated Capacity (kips)	Rated Capacity (mt)	Load Radius (ft)
190	57.9	160	48.8	193	58.8																						50.0	300.4	**13.3**	**6.0**	193
190	57.9	160	48.8	200	61.0										12.0	227.5	**21.3**	**9.7**	28.6	266.8	**18.3**	**8.3**	38.8	284.8	**15.2**	**6.9**	46.7	294.4	**12.3**	**5.6**	200
190	57.9	160	48.8	204	62.2										0.0	194.3	**20.6**	**9.3**													204
190	57.9	160	48.8	210	64.0														19.9	244.6	**16.6**	**7.5**	32.6	270.9	**13.7**	**6.2**	41.6	284.1	**10.9**	**4.9**	210
190	57.9	160	48.8	220	67.1														0.0	190.2	**15.0**	**6.8**	25.2	252.8	**12.3**	**5.6**	35.9	271.6	**9.6**	**4.4**	220
190	57.9	160	48.8	230	70.1																		14.7	225.2	**11.0**	**5.0**	29.2	255.9	**8.5**	**3.9**	230
190	57.9	160	48.8	235	71.6																		0.0	184.7	**10.4**	**4.7**					235
190	57.9	160	48.8	240	73.2																						20.7	234.4	**7.4**	**3.4**	240
190	57.9	160	48.8	250	76.2																						3.8	188.3	**6.5**	**2.9**	250
190	57.9	180	54.9	70	21.3	73.0	369.9	**56.3**	**25.5**	*																					70
190	57.9	180	54.9	80	24.4	69.6	366.5	**52.8**	**24.0**	*																					80
190	57.9	180	54.9	89	27.1						70.0	366.0	**52.7**	**23.9**	*																89
190	57.9	180	54.9	90	27.4	66.2	362.4	**49.4**	**22.4**	*	69.6	365.6	**52.2**	**23.7**	*																90
190	57.9	180	54.9	100	30.5	62.6	357.6	**46.4**	**21.1**	*	66.1	361.5	**49.0**	**22.2**	*																100
190	57.9	180	54.9	110	33.5	59.0	352.0	**42.8**	**19.4**	*	62.6	356.7	**46.0**	**20.9**	*																110
190	57.9	180	54.9	120	36.6	55.2	345.6	**39.3**	**17.8**	*	58.9	351.1	**43.2**	**19.6**	*	65.0	357.4	**45.8**	**20.8**												120
190	57.9	180	54.9	130	39.6	51.2	338.1	**36.6**	**16.6**	*	55.1	344.6	**40.4**	**18.3**	*	61.3	352.1	**40.2**	**18.2**												130
190	57.9	180	54.9	140	42.7	47.0	329.4	**33.5**	**15.2**	*	51.2	337.1	**36.8**	**16.7**	*	57.6	346.2	**37.5**	**17.0**												140
190	57.9	180	54.9	150	45.7	42.5	319.3	**30.6**	**13.9**	*	47.0	328.4	**33.7**	**15.3**	*	53.7	339.3	**33.6**	**15.2**	60.0	346.0	**29.4**	**13.3**								150
190	57.9	180	54.9	160	48.8	37.5	307.4	**27.9**	**12.7**	*	42.4	318.3	**30.8**	**14.0**	*	49.7	331.4	**30.2**	**13.7**	56.1	339.5	**26.2**	**11.9**								160
190	57.9	180	54.9	170	51.8	31.9	293.0	**25.4**	**11.5**	*	37.5	306.4	**28.0**	**12.7**	*	45.3	322.3	**27.3**	**12.4**	52.2	332.3	**23.5**	**10.7**								170
190	57.9	180	54.9	178	54.3																		55.0	332.1	**18.0**	**8.2**					178
190	57.9	180	54.9	180	54.9	25.3	274.6	**23.0**	**10.4**	*	31.9	291.9	**25.5**	**11.6**	*	40.7	311.6	**24.7**	**11.2**	48.0	323.9	**21.1**	**9.6**	54.4	331.0	**17.6**	**8.0**					180
190	57.9	180	54.9	190	57.9	16.3	248.3	**20.6**	**9.3**	*	25.2	273.5	**23.1**	**10.5**	*	35.5	298.8	**22.4**	**10.2**	43.6	314.2	**19.0**	**8.6**	50.4	323.3	**15.7**	**7.1**					190
190	57.9	180	54.9	197	60.0	0.0	197.8	**13.4**	**6.1**	*																					197
190	57.9	180	54.9	200	61.0						16.2	247.0	**20.8**	**9.4**	*	29.6	283.1	**20.3**	**9.2**	38.7	302.7	**17.1**	**7.8**	46.1	314.4	**14.0**	**6.4**					200
190	57.9	180	54.9	206	62.8																						50.0	315.7	**10.2**	**4.6**	206
190	57.9	180	54.9	207	63.1						0.0	196.9	**15.3**	**6.9**	*																207
190	57.9	180	54.9	210	64.0											22.3	262.6	**18.5**	**8.4**	33.3	289.0	**15.5**	**7.0**	41.5	304.0	**12.5**	**5.7**	48.3	312.3	**9.7**	**4.4**	210
190	57.9	180	54.9	220	67.1											11.3	229.5	**16.8**	**7.6**	27.0	271.8	**13.9**	**6.3**	36.5	291.6	**11.1**	**5.0**	43.9	302.7	**8.4**	**3.8**	220
190	57.9	180	54.9	224	68.3											0.0	194.3	**16.3**	**7.4**												224
190	57.9	180	54.9	230	70.1															18.8	248.0	**12.6**	**5.7**	30.7	276.6	**9.9**	**4.5**	39.1	291.4	**7.3**	**3.3**	230
190	57.9	180	54.9	240	73.2															0.0	190.2	**11.4**	**5.2**	23.7	257.1	**8.8**	**4.0**	33.8	277.9	**6.3**	**2.9**	240
190	57.9	180	54.9	250	76.2																			13.8	227.7	**7.7**	**3.5**	27.5	261.0	**5.3**	**2.4**	250
190	57.9	180	54.9	255	77.7																			0.0	184.7	**7.2**	**3.3**					255
190	57.9	180	54.9	260	79.2																							19.5	238.0	**4.5**	**2.0**	260
190	57.9	180	54.9	270	82.3																							3.5	189.0	**3.7**	**1.7**	270
190	57.9	200	61.0	76	23.2	73.0	389.1	**45.3**	**20.6**	*																					76
190	57.9	200	61.0	80	24.4	71.7	387.7	**44.3**	**20.1**	*																					80
190	57.9	200	61.0	90	27.4	68.7	384.1	**41.9**	**19.0**	*																					90
190	57.9	200	61.0	96	29.3						70.0	384.8	**43.0**	**19.5**	*																96
190	57.9	200	61.0	100	30.5	65.5	379.9	**39.0**	**17.7**	*	68.6	383.1	**41.9**	**19.0**	*																100
190	57.9	200	61.0	110	33.5	62.4	375.0	**36.6**	**16.6**	*	65.5	378.9	**38.6**	**17.5**	*																110
190	57.9	200	61.0	120	36.6	59.1	369.4	**32.4**	**14.7**	*	62.3	374.0	**36.3**	**16.5**	*																120
190	57.9	200	61.0	128	39.0											65.0	375.5	**37.6**	**17.1**	*											128
190	57.9	200	61.0	130	39.6	55.7	363.0	**31.0**	**14.1**	*	59.0	368.4	**34.1**	**15.5**	*	64.4	374.5	**36.8**	**16.7**	*											130
190	57.9	200	61.0	140	42.7	52.1	355.7	**28.2**	**12.8**	*	55.6	362.0	**31.0**	**14.1**	*	61.1	369.4	**35.1**	**15.9**	*											140
190	57.9	200	61.0	150	45.7	48.4	347.4	**25.5**	**11.6**	*	52.1	354.7	**28.2**	**12.8**	*	57.8	363.5	**32.5**	**14.7**												150
190	57.9	200	61.0	160	48.8	44.4	337.8	**23.0**	**10.4**	*	48.4	346.4	**25.5**	**11.6**	*	54.4	356.8	**29.1**	**13.2**	60.0	363.3	**25.1**	**11.4**								160
190	57.9	200	61.0	170	51.8	40.2	326.9	**20.6**	**9.3**	*	44.4	336.8	**23.1**	**10.5**	*	50.8	349.1	**26.2**	**11.9**	56.5	356.9	**22.3**	**10.1**								170
190	57.9	200	61.0	180	54.9	35.5	314.0	**18.4**	**8.3**	*	40.2	325.8	**20.7**	**9.4**	*	47.0	340.4	**23.6**	**10.7**	53.0	349.8	**20.0**	**9.1**								180
190	57.9	200	61.0	190	57.9	30.2	298.5	**16.4**	**7.4**	*	35.5	313.0	**18.6**	**8.4**	*	42.9	330.4	**21.3**	**9.7**	49.3	341.8	**17.9**	**8.1**	55.0	348.5	**14.5**	**6.6**					190
190	57.9	200	61.0	200	61.0	23.9	279.0	**14.4**	**6.5**	*	30.2	297.5	**16.5**	**7.5**	*	38.5	318.7	**19.3**	**8.8**	45.4	332.5	**16.0**	**7.3**	51.4	341.0	**12.8**	**5.8**					200
190	57.9	200	61.0	210	64.0	15.4	251.1	**12.5**	**5.7**	*	23.9	277.9	**14.5**	**6.6**	*	33.6	305.0	**17.4**	**7.9**	41.2	321.9	**14.4**	**6.5**	47.6	332.4	**11.3**	**5.1**					210
190	57.9	200	61.0	217	66.1	0.0	197.8	**9.8**	**4.4**	*																					217
190	57.9	200	61.0	219	66.8																						50.0	331.1	**7.3**	**3.3**	219
190	57.9	200	61.0	220	67.1						15.3	249.8	**12.7**	**5.8**	*	28.1	288.3	**15.8**	**7.2**	36.7	309.6	**12.8**	**5.8**	43.6	322.7	**9.9**	**4.5**	49.6	330.1	**7.2**	**3.3**	220
190	57.9	200	61.0	227	69.2						0.0	196.9	**11.2**	**5.1**	*																227
190	57.9	200	61.0	230	70.1											21.2	266.4	**14.1**	**6.4**	*	31.6	294.8	**11.5**	**5.2**	39.3	311.3	**8.7**	**3.9**	45.7	321.0	**6.0**	**2.7**	230
190	57.9	200	61.0	240	73.2											10.7	231.5	**12.3**	**5.6**	*	25.6	276.4	**10.2**	**4.6**	34.5	298.0	**7.6**	**3.4**	41.6	310.5	**5.0**	**2.3**	240
190	57.9	200	61.0	244	74.4											0.0	194.3	**11.5**	**5.2**	*													244
190	57.9	200	61.0	250	76.2																17.8	251.3	**9.1**	**4.1**	29.1	281.9	**6.6**	**3.0**	37.0	298.3	**4.1**	**1.9**	250
190	57.9	200	61.0	260	79.2																0.0	190.2	**8.2**	**3.7**	22.5	261.2	**5.6**	**2.5**	32.0	283.8	**3.3**	**1.5**	260
190	57.9	200	61.0	270	82.3																				13.1	230.1	**4.8**	**2.2**	26.1	265.7	**2.5**	**1.1**	270
190	57.9	200	61.0	275	83.8																				0.0	184.7	**4.4**	**2.0**					275

LS-348H 5 -- 360 Degree Capacities -- Extended Gage -- Luffing Jib
80" X 95" Luffing Boom, 68" X 80" Luffing Jib, ABC + A Counterweight

| | | | | | | Luffing Boom Angle | | | | | |

LS-348H 5 -- 360 Degree Capacities -- Extended Gage -- Luffing Jib
80" X 95" Luffing Boom, 68" X 80" Luffing Jib, ABC + A Counterweight

| | | | | | | Luffing Boom Angle | | | | | |

LS-348H 5 -- 360 Degree Capacities -- Retracted Gage -- Luffing Jib
80" X 95" Luffing Boom, 68" X 80" Luffing Jib, ABC + A Counterweight

						Luffing Boom Angle																										
						88 Degrees				85 Degrees				80 Degrees				75 Degrees				70 Degrees				65 Degrees				
Luffing Boom Length (ft)	Luffing Boom Length (m)	Luffing Jib Length (ft)	Luffing Jib Length (m)	Load Radius (ft)	Load Radius (m)	Luffing Jib Angle (deg)	Tip Height (ft)	Rated Capacity (kips)	Rated Capacity (mt)	Luffing Jib Angle (deg)	Tip Height (ft)	Rated Capacity (kips)	Rated Capacity (mt)	Luffing Jib Angle (deg)	Tip Height (ft)	Rated Capacity (kips)	Rated Capacity (mt)	Luffing Jib Angle (deg)	Tip Height (ft)	Rated Capacity (kips)	Rated Capacity (mt)	Luffing Jib Angle (deg)	Tip Height (ft)	Rated Capacity (kips)	Rated Capacity (mt)	Luffing Jib Angle (deg)	Tip Height (ft)	Rated Capacity (kips)	Rated Capacity (mt)	Load Radius (ft)
130	39.6	100	30.5	44	13.4	73.0	233.5	**140.1**	**63.6** *																					44
130	39.6	100	30.5	50	15.2	69.6	231.6	**129.7**	**58.8** *																					50
130	39.6	100	30.5	56	17.1					70.0	231.1	**132.5**	**60.1** *																	56
130	39.6	100	30.5	60	18.3	63.3	227.2	**112.2**	**50.9** *	67.6	229.6	**125.4**	**56.9** *																	60
130	39.6	100	30.5	70	21.3	56.7	221.4	**102.5**	**46.5** *	61.2	224.8	**103.7**	**47.1**																	70
130	39.6	100	30.5	75	22.9									65.0	225.8	**88.9**	**40.3**													75
130	39.6	100	30.5	80	24.4	49.6	213.9	**89.7**	**40.7**	54.5	218.5	**86.9**	**39.4**	62.0	223.4	**82.1**	**37.3**													80
130	39.6	100	30.5	90	27.4	41.5	204.1	**77.8**	**35.3**	47.1	210.3	**75.3**	**34.2**	55.3	217.4	**71.2**	**32.3**													90
130	39.6	100	30.5	94	28.7													60.0	218.8	**63.2**	**28.7**									94
130	39.6	100	30.5	100	30.5	31.9	190.7	**67.6**	**30.7**	38.6	199.6	**65.4**	**29.7**	48.0	209.4	**61.8**	**28.0**	56.0	215.1	**58.1**	**26.4**									100
130	39.6	100	30.5	110	33.5	18.4	169.4	**57.1**	**25.9** *	28.2	184.4	**57.5**	**26.1**	39.7	199.0	**54.3**	**24.6**	48.7	207.3	**51.0**	**23.1**									110
130	39.6	100	30.5	112	34.1																	55.0	210.2	**46.6**	**21.1**					112
130	39.6	100	30.5	115	35.1	0.0	137.9	**33.2**	**15.1** *																					115
130	39.6	100	30.5	120	36.6					11.2	156.5	**49.1**	**22.3** *	29.6	184.6	**48.1**	**21.8**	40.6	197.2	**45.2**	**20.5**	49.2	204.0	**42.3**	**19.2**					120
130	39.6	100	30.5	122	37.2					0.0	137.1	**36.2**	**16.4** *																	122
130	39.6	100	30.5	129	39.3																					50.0	200.1	**36.4**	**16.5**	129
130	39.6	100	30.5	130	39.6									14.3	159.7	**42.9**	**19.5**	30.7	183.3	**40.3**	**18.3**	41.2	194.1	**38.6**	**17.5**	49.4	199.5	**36.1**	**16.4**	130
130	39.6	100	30.5	133	40.5									0.0	135.2	**40.6**	**18.4** *													133
130	39.6	100	30.5	140	42.7													16.3	160.3	**37.0**	**16.8**	31.5	180.5	**34.7**	**15.7**	41.4	189.6	**32.3**	**14.7**	140
130	39.6	100	30.5	144	43.9													0.0	132.2	**35.3**	**16.0**									144
130	39.6	100	30.5	150	45.7																	17.6	158.6	**31.2**	**14.2**	31.8	176.1	**29.1**	**13.2**	150
130	39.6	100	30.5	155	47.2																	0.0	128.3	**29.6**	**13.4**					155
130	39.6	100	30.5	160	48.8																					18.2	154.7	**26.2**	**11.9**	160
130	39.6	100	30.5	165	50.3																					0.0	123.5	**24.8**	**11.3**	165
130	39.6	120	36.6	50	15.2	73.0	252.6	**114.3**	**51.9** *																					50
130	39.6	120	36.6	60	18.3	68.0	249.1	**104.9**	**47.6** *																					60
130	39.6	120	36.6	63	19.2					70.0	249.9	**107.9**	**49.0** *																	63
130	39.6	120	36.6	70	21.3	62.8	244.6	**93.0**	**42.2** *	66.4	247.1	**102.0**	**46.3** *																	70
130	39.6	120	36.6	80	24.4	57.3	238.8	**85.5**	**38.8** *	61.0	242.1	**85.7**	**38.9**																	80
130	39.6	120	36.6	84	25.6									65.0	243.9	**77.1**	**35.0**													84
130	39.6	120	36.6	90	27.4	51.4	231.6	**76.9**	**34.9**	55.4	235.9	**74.3**	**33.7**	61.7	240.8	**70.0**	**31.8**													90
130	39.6	120	36.6	100	30.5	45.0	222.7	**66.8**	**30.3**	49.4	228.2	**64.5**	**29.3**	56.1	234.7	**60.7**	**27.5**													100
130	39.6	120	36.6	104	31.7													60.0	236.1	**53.9**	**24.5**									104
130	39.6	120	36.6	110	33.5	37.8	211.3	**58.7**	**26.6**	42.8	218.6	**56.6**	**25.7**	50.1	227.2	**53.2**	**24.1**	56.7	232.4	**49.8**	**22.6**									110
130	39.6	120	36.6	120	36.6	29.1	196.2	**52.1**	**23.6**	35.2	206.2	**50.2**	**22.8**	43.6	217.9	**47.1**	**21.4**	50.7	225.1	**44.0**	**20.0**									120
130	39.6	120	36.6	124	37.8																	55.0	226.6	**40.1**	**18.2** *					124
130	39.6	120	36.6	130	39.6	16.8	172.5	**43.9**	**19.9** *	25.7	189.2	**44.8**	**20.3**	36.1	205.9	**42.0**	**19.1**	44.2	215.9	**40.2**	**18.2** *	51.1	221.7	**37.6**	**17.1**					130
130	39.6	120	36.6	135	41.1	0.0	137.9	**26.0**	**11.8** *																					135
130	39.6	120	36.6	140	42.7					10.2	158.4	**39.3**	**17.8** *	27.0	189.6	**38.7**	**17.6**	36.9	204.2	**36.2**	**16.4**	44.7	212.7	**33.6**	**15.2**					140
130	39.6	120	36.6	142	43.3					0.0	137.1	**28.5**	**12.9** *													50.0	215.4	**30.5**	**13.8**	142
130	39.6	120	36.6	150	45.7									13.0	162.1	**34.9**	**15.8**	28.0	188.5	**32.6**	**14.8**	37.4	201.2	**30.3**	**13.7**	44.9	208.2	**28.0**	**12.7**	150
130	39.6	120	36.6	153	46.6									0.0	135.2	**33.0**	**15.0** *													153
130	39.6	120	36.6	160	48.8													14.9	163.1	**29.5**	**13.4**	28.7	185.8	**27.3**	**12.4**	37.6	196.8	**25.3**	**11.5**	160
130	39.6	120	36.6	164	50.0													0.0	132.2	**28.2**	**12.8**									164
130	39.6	120	36.6	170	51.8																	16.1	161.5	**24.7**	**11.2**	28.9	181.5	**22.8**	**10.3**	170
130	39.6	120	36.6	175	53.3																	0.0	128.3	**23.5**	**10.7**					175
130	39.6	120	36.6	180	54.9																					16.6	157.7	**20.6**	**9.3**	180
130	39.6	120	36.6	185	56.4																					0.0	123.5	**19.6**	**8.9**	185
130	39.6	140	42.7	56	17.1	73.0	271.7	**94.8**	**43.0** *																					56
130	39.6	140	42.7	60	18.3	71.3	270.5	**92.0**	**41.7** *																					60
130	39.6	140	42.7	70	21.3	66.9	266.6	**85.4**	**38.7** *	70.0	268.7	**89.2**	**40.5** *																	70
130	39.6	140	42.7	80	24.4	62.4	261.9	**77.0**	**34.9** *	65.5	264.5	**82.8**	**37.6** *																	80
130	39.6	140	42.7	90	27.4	57.7	256.1	**71.3**	**32.4** *	60.9	259.4	**73.3**	**33.3**																	90
130	39.6	140	42.7	92	28.0									65.0	262.0	**66.5**	**30.2**													92
130	39.6	140	42.7	100	30.5	52.7	249.2	**65.8**	**29.9**	56.1	253.3	**63.5**	**28.8**	61.4	258.1	**59.5**	**27.0**													100
130	39.6	140	42.7	110	33.5	47.3	240.8	**57.7**	**26.2**	51.0	245.9	**55.6**	**25.2**	56.7	252.1	**52.1**	**23.6**													110
130	39.6	140	42.7	114	34.7													60.0	253.4	**46.1**	**20.9**									114
130	39.6	140	42.7	120	36.6	41.5	230.6	**51.1**	**23.2**	45.5	237.0	**49.2**	**22.3**	51.6	244.9	**46.0**	**20.9**	57.1	249.8	**42.8**	**19.4**									120
130	39.6	140	42.7	130	39.6	34.9	217.9	**45.6**	**20.7**	39.5	226.1	**43.8**	**19.9**	46.2	236.2	**40.9**	**18.6**	52.1	242.7	**39.2**	**17.8**									130
130	39.6	140	42.7	135	41.1																	55.0	243.0	**34.4**	**15.6**					135
130	39.6	140	42.7	140	42.7	26.9	201.1	**41.0**	**18.6**	32.5	212.3	**40.2**	**18.2** *	40.2	225.5	**37.8**	**17.2**	46.7	234.1	**35.1**	**15.9**	52.5	239.3	**32.5**	**14.7**					140
130	39.6	140	42.7	150	45.7	15.6	175.4	**35.3**	**16.0** *	23.8	193.6	**36.5**	**16.6**	33.4	212.1	**34.1**	**15.5**	40.8	223.7	**31.6**	**14.3**	47.1	230.8	**29.2**	**13.2**					150
130	39.6	140	42.7	155	47.2	0.0	137.9	**20.3**	**9.2** *																	50.0	230.7	**25.5**	**11.6**	155
130	39.6	140	42.7	160	48.8					9.4	160.1	**31.0**	**14.1** *	25.0	194.2	**30.8**	**14.0**	34.1	210.6	**28.6**	**13.0**	41.2	220.5	**26.3**	**11.9**	47.3	226.3	**24.1**	**10.9**	160
130	39.6	140	42.7	162	49.4					0.0	137.1	**22.5**	**10.2** *																	162
130	39.6	140	42.7	170	51.8									12.0	164.3	**27.9**	**12.7**	25.9	193.3	**25.9**	**11.8**	34.6	207.7	**23.8**	**10.8**	41.4	216.1	**21.7**	**9.8**	170
130	39.6	140	42.7	173	52.7									0.0	135.2	**26.4**	**12.0** *													173
130	39.6	140	42.7	180	54.9													13.8	165.6	**23.5**	**10.7**	26.5	190.7	**21.5**	**9.8**	34.8	203.3	**19.6**	**8.9**	180
130	39.6	140	42.7	184	56.1													0.0	132.2	**22.5**	**10.2**									184
130	39.6	140	42.7	190	57.9																	14.9	164.3	**19.5**	**8.8**	26.8	186.5	**17.8**	**8.1**	190

LS-348H 5 -- 360 Degree Capacities -- Retracted Gage -- Luffing Jib
80" X 95" Luffing Boom, 68" X 80" Luffing Jib, ABC + A Counterweight

| | | | | | | Luffing Boom Angle | | | | | |

LS-348H 5 -- 360 Degree Capacities -- Retracted Gage -- Luffing Jib
80" X 95" Luffing Boom, 68" X 80" Luffing Jib, ABC + A Counterweight

| | | | | | | Luffing Boom Angle | | | | | |

LS-348H 5 -- 360 Degree Capacities -- Retracted Gage -- Luffing Jib
80" X 95" Luffing Boom, 68" X 80" Luffing Jib, ABC + A Counterweight

| | | | | | | Luffing Boom Angle | | | | | |

LS-348H 5 -- 360 Degree Capacities -- Retracted Gage -- Luffing Jib
80" X 95" Luffing Boom, 68" X 80" Luffing Jib, ABC + A Counterweight

| | | | | | | Luffing Boom Angle | | | | | |

LS-348H 5 -- 360 Degree Capacities -- Retracted Gage -- Luffing Jib
80" X 95" Luffing Boom, 68" X 80" Luffing Jib, ABC + A Counterweight

| | | | | | | Luffing Boom Angle | | | | | |

LS-348H 5 -- 360 Degree Capacities -- Retracted Gage -- Luffing Jib
80" X 95" Luffing Boom, 68" X 80" Luffing Jib, ABC + A Counterweight

| | | | | | | Luffing Boom Angle | | | | | |

LS-348H 5 -- 360 Degree Capacities -- Retracted Gage -- Luffing Jib
80" X 95" Luffing Boom, 68" X 80" Luffing Jib, ABC + A Counterweight

| | | | | | | Luffing Boom Angle | | | | | |

LS-348H 5 -- 360 Degree Capacities -- Retracted Gage -- Luffing Jib
80" X 95" Luffing Boom, 68" X 80" Luffing Jib, ABC + A Counterweight

| | | | | | | Luffing Boom Angle | | | | | |

LS-348H 5 -- 360 Degree Capacities -- Retracted Gage -- Luffing Jib
80" X 95" Luffing Boom, 68" X 80" Luffing Jib, ABC + A Counterweight

| | | | | | | Luffing Boom Angle | | | | | |

LS-348H 5 -- 360 Degree Capacities -- Retracted Gage -- Luffing Jib
80" X 95" Luffing Boom, 68" X 80" Luffing Jib, ABC + A Counterweight

						Luffing Boom Angle																										
						88 Degrees				85 Degrees				80 Degrees				75 Degrees				70 Degrees				65 Degrees				
Luffing Boom Length (ft)	Luffing Boom Length (m)	Luffing Jib Length (ft)	Luffing Jib Length (m)	Load Radius (ft)	Load Radius (m)	Luffing Jib Angle (deg)	Tip Height (ft)	Rated Capacity (kips)	Rated Capacity (mt)	Luffing Jib Angle (deg)	Tip Height (ft)	Rated Capacity (kips)	Rated Capacity (mt)	Luffing Jib Angle (deg)	Tip Height (ft)	Rated Capacity (kips)	Rated Capacity (mt)	Luffing Jib Angle (deg)	Tip Height (ft)	Rated Capacity (kips)	Rated Capacity (mt)	Luffing Jib Angle (deg)	Tip Height (ft)	Rated Capacity (kips)	Rated Capacity (mt)	Luffing Jib Angle (deg)	Tip Height (ft)	Rated Capacity (kips)	Rated Capacity (mt)	Load Radius (ft)
160	48.8	120	36.6	90	27.4	52.0	262.4	**76.5**	**34.7**	56.9	267.6	**73.1**	**33.2**	64.5	273.0	**67.4**	**30.6**													90
160	48.8	120	36.6	100	30.5	45.7	253.7	**66.3**	**30.1**	51.0	260.3	**63.3**	**28.7**	59.1	267.6	**58.3**	**26.5**													100
160	48.8	120	36.6	110	33.5	38.6	242.6	**58.2**	**26.4**	44.6	251.2	**55.5**	**25.2**	53.3	260.9	**51.0**	**23.1**													110
160	48.8	120	36.6	112	34.1													60.0	265.1	**45.5**	**20.6**									112
160	48.8	120	36.6	120	36.6	30.1	228.0	**51.6**	**23.4**	37.3	239.7	**49.2**	**22.3**	47.1	252.6	**45.1**	**20.5**	55.4	259.9	**41.0**	**18.6**									120
160	48.8	120	36.6	130	39.6	18.5	205.8	**46.1**	**20.9**	28.5	224.2	**43.8**	**19.9**	40.2	242.1	**40.1**	**18.2**	49.3	252.2	**37.7**	**17.1**									130
160	48.8	120	36.6	134	40.8																	55.0	254.8	**32.7**	**14.8**					134
160	48.8	120	36.6	136	41.5	0.0	167.8	**27.6**	**12.5** *																					136
160	48.8	120	36.6	140	42.7					15.8	199.6	**40.2**	**18.2** *	32.0	228.4	**37.1**	**16.8**	42.7	242.5	**33.8**	**15.3**	51.3	250.1	**30.5**	**13.8**					140
160	48.8	120	36.6	144	43.9					0.0	167.0	**30.2**	**13.7** *																	144
160	48.8	120	36.6	150	45.7									21.4	208.5	**33.4**	**15.2**	35.1	230.1	**30.4**	**13.8**	44.9	241.1	**27.3**	**12.4**					150
160	48.8	120	36.6	155	47.2																					50.0	242.6	**23.1**	**10.5**	155
160	48.8	120	36.6	158	48.2									0.0	164.7	**30.6**	**13.9**													158
160	48.8	120	36.6	160	48.8													25.6	213.1	**27.4**	**12.4**	37.6	229.7	**24.6**	**11.2**	46.7	238.0	**21.8**	**9.9**	160
160	48.8	120	36.6	170	51.8													9.9	181.9	**24.7**	**11.2**	28.9	214.5	**22.2**	**10.1**	39.7	227.3	**19.6**	**8.9**	170
160	48.8	120	36.6	172	52.4													0.0	161.2	**24.2**	**11.0**									172
160	48.8	120	36.6	180	54.9																	16.5	190.6	**20.0**	**9.1**	31.5	213.3	**17.6**	**8.0**	180
160	48.8	120	36.6	185	56.4																	0.0	156.5	**18.9**	**8.6**					185
160	48.8	120	36.6	190	57.9																					20.6	192.9	**15.9**	**7.2**	190
160	48.8	120	36.6	198	60.4																					0.0	150.7	**14.5**	**6.6**	198
160	48.8	140	42.7	57	17.4	73.0	301.7	**89.0**	**40.4** *																					57
160	48.8	140	42.7	60	18.3	71.8	300.8	**87.1**	**39.5** *																					60
160	48.8	140	42.7	70	21.3	67.4	297.1	**81.1**	**36.8** *																					70
160	48.8	140	42.7	72	21.9					70.0	298.6	**83.8**	**38.0** *																	72
160	48.8	140	42.7	80	24.4	62.9	292.4	**74.6**	**33.8** *	66.7	295.5	**78.5**	**35.6** *																	80
160	48.8	140	42.7	90	27.4	58.2	286.8	**69.2**	**31.4** *	62.1	290.7	**72.0**	**32.7**																	90
160	48.8	140	42.7	98	29.9									65.0	291.6	**59.2**	**26.9**													98
160	48.8	140	42.7	100	30.5	53.2	279.9	**64.7**	**29.4** *	57.4	284.9	**62.3**	**28.3**	63.8	290.3	**57.1**	**25.9**													100
160	48.8	140	42.7	110	33.5	47.9	271.7	**57.3**	**26.0**	52.4	277.9	**54.5**	**24.7**	59.2	284.9	**49.8**	**22.6**													110
160	48.8	140	42.7	120	36.6	42.1	261.7	**50.7**	**23.0**	47.0	269.4	**48.1**	**21.8**	54.3	278.4	**43.9**	**19.9**													120
160	48.8	140	42.7	122	37.2													60.0	282.4	**40.0**	**18.1** *									122
160	48.8	140	42.7	130	39.6	35.6	249.3	**45.2**	**20.5**	41.1	259.1	**42.8**	**19.4**	49.1	270.5	**40.0**	**18.1** *	56.0	277.3	**36.6**	**16.6**									130
160	48.8	140	42.7	140	42.7	27.8	233.1	**40.5**	**18.4**	34.4	246.1	**39.6**	**18.0**	43.4	260.9	**36.1**	**16.4**	51.0	269.9	**32.7**	**14.8**									140
160	48.8	140	42.7	145	44.2																	55.0	271.2	**27.6**	**12.5**					145
160	48.8	140	42.7	150	45.7	17.1	208.9	**37.7**	**17.1**	26.3	229.1	**35.7**	**16.2**	37.1	249.1	**32.5**	**14.7**	45.5	260.9	**29.3**	**13.3**	52.6	267.7	**26.1**	**11.8**					150
160	48.8	140	42.7	156	47.5	0.0	167.8	**21.7**	**9.8** *																					156
160	48.8	140	42.7	160	48.8					14.6	202.3	**32.3**	**14.7**	29.6	233.9	**29.4**	**13.3**	39.4	250.0	**26.4**	**12.0**	47.2	259.3	**23.4**	**10.6**					160
160	48.8	140	42.7	164	50.0					0.0	167.0	**24.0**	**10.9** *																	164
160	48.8	140	42.7	168	51.2																					50.0	257.9	**18.9**	**8.6**	168
160	48.8	140	42.7	170	51.8									19.8	212.1	**26.6**	**12.1**	32.4	236.2	**23.8**	**10.8**	41.4	249.0	**21.1**	**9.6**	48.7	255.9	**18.4**	**8.3**	170
160	48.8	140	42.7	178	54.3									0.0	164.7	**24.5**	**11.1**													178
160	48.8	140	42.7	180	54.9													23.7	217.4	**21.5**	**9.8**	34.7	236.3	**19.0**	**8.6**	43.0	246.2	**16.5**	**7.5**	180
160	48.8	140	42.7	190	57.9													9.2	183.6	**19.5**	**8.8**	26.7	219.5	**17.1**	**7.8**	36.6	234.2	**14.8**	**6.7**	190
160	48.8	140	42.7	192	58.5													0.0	161.2	**19.1**	**8.7**									192
160	48.8	140	42.7	200	61.0																	15.3	193.4	**15.4**	**7.0**	29.1	218.7	**13.2**	**6.0**	200
160	48.8	140	42.7	205	62.5																	0.0	156.5	**14.6**	**6.6**					205
160	48.8	140	42.7	210	64.0																					19.0	196.3	**11.8**	**5.4**	210
160	48.8	140	42.7	218	66.4																					0.0	150.7	**10.8**	**4.9**	218
160	48.8	160	48.8	63	19.2	73.0	320.8	**73.2**	**33.2** *																					63
160	48.8	160	48.8	70	21.3	70.3	318.5	**69.8**	**31.7** *																					70
160	48.8	160	48.8	79	24.1					70.0	317.4	**68.8**	**31.2** *																	79
160	48.8	160	48.8	80	24.4	66.5	314.5	**65.3**	**29.6** *	69.7	317.1	**68.4**	**31.0** *																	80
160	48.8	160	48.8	90	27.4	62.5	309.8	**61.2**	**27.8** *	65.8	313.0	**64.1**	**29.1** *																	90
160	48.8	160	48.8	100	30.5	58.4	304.1	**57.2**	**26.0** *	61.8	308.1	**60.2**	**27.3** *																	100
160	48.8	160	48.8	106	32.3									65.0	309.7	**51.4**	**23.3**													106
160	48.8	160	48.8	110	33.5	54.1	297.4	**53.5**	**24.3** *	57.7	302.3	**53.4**	**24.2**	63.4	307.7	**48.6**	**22.1**													110
160	48.8	160	48.8	120	36.6	49.5	289.6	**49.6**	**22.5**	53.4	295.4	**47.0**	**21.3**	59.3	302.2	**42.7**	**19.4**													120
160	48.8	160	48.8	130	39.6	44.6	280.3	**44.1**	**20.0**	48.8	287.3	**41.7**	**18.9**	55.0	295.8	**39.3**	**17.8**													130
160	48.8	160	48.8	132	40.2													60.0	299.7	**34.7**	**15.7**									132
160	48.8	160	48.8	140	42.7	39.3	269.1	**39.5**	**17.9**	43.8	277.7	**38.7**	**17.6**	50.5	288.2	**35.1**	**15.9**	56.5	294.7	**31.5**	**14.3**									140
160	48.8	160	48.8	150	45.7	33.2	255.5	**36.9**	**16.7**	38.3	266.3	**34.9**	**15.8**	45.7	279.2	**31.5**	**14.3**	52.1	287.5	**28.2**	**12.8**									150
160	48.8	160	48.8	157	47.9																	55.0	287.5	**23.1**	**10.5**					157
160	48.8	160	48.8	160	48.8	26.0	237.9	**33.4**	**15.2**	32.1	252.1	**31.5**	**14.3**	40.5	268.5	**28.4**	**12.9**	47.5	279.0	**25.3**	**11.5**	53.6	285.2	**22.3**	**10.1**					160
160	48.8	160	48.8	170	51.8	16.0	211.8	**30.3**	**13.7**	24.6	233.6	**28.6**	**13.0**	34.6	255.5	**25.6**	**11.6**	42.4	269.0	**22.8**	**10.3**	49.0	277.2	**19.9**	**9.0**					170
160	48.8	160	48.8	176	53.6	0.0	167.8	**16.8**	**7.6** *																					176
160	48.8	160	48.8	180	54.9					13.6	204.7	**26.0**	**11.8**	27.7	239.0	**23.2**	**10.5**	36.8	256.9	**20.5**	**9.3**	44.0	267.7	**17.9**	**8.1**	50.0	273.2	**15.2**	**6.9**	180
160	48.8	160	48.8	184	56.1					0.0	167.0	**18.9**	**8.6** *																	184
160	48.8	160	48.8	190	57.9									18.5	215.5	**21.1**	**9.6**	30.3	241.8	**18.5**	**8.4**	38.6	256.3	**16.0**	**7.3**	45.4	264.6	**13.6**	**6.2**	190
160	48.8	160	48.8	198	60.4									0.0	164.7	**19.4**	**8.8**													198
160	48.8	160	48.8	200	61.0													22.1	221.5	**16.8**	**7.6**	32.4	242.3	**14.4**	**6.5**	40.1	253.8	**12.1**	**5.5**	200

LS-348H 5 -- 360 Degree Capacities -- Retracted Gage -- Luffing Jib
80" X 95" Luffing Boom, 68" X 80" Luffing Jib, ABC + A Counterweight

| | | | | | | Luffing Boom Angle | | | | | |

LS-348H 5 -- 360 Degree Capacities -- Retracted Gage -- Luffing Jib
80" X 95" Luffing Boom, 68" X 80" Luffing Jib, ABC + A Counterweight

						Luffing Boom Angle																										
						88 Degrees				85 Degrees				80 Degrees				75 Degrees				70 Degrees				65 Degrees				
Luffing Boom Length (ft)	Luffing Boom Length (m)	Luffing Jib Length (ft)	Luffing Jib Length (m)	Load Radius (ft)	Load Radius (m)	Luffing Jib Angle (deg)	Tip Height (ft)	Rated Capacity (kips)	Rated Capacity (mt)	Luffing Jib Angle (deg)	Tip Height (ft)	Rated Capacity (kips)	Rated Capacity (mt)	Luffing Jib Angle (deg)	Tip Height (ft)	Rated Capacity (kips)	Rated Capacity (mt)	Luffing Jib Angle (deg)	Tip Height (ft)	Rated Capacity (kips)	Rated Capacity (mt)	Luffing Jib Angle (deg)	Tip Height (ft)	Rated Capacity (kips)	Rated Capacity (mt)	Luffing Jib Angle (deg)	Tip Height (ft)	Rated Capacity (kips)	Rated Capacity (mt)	Load Radius (ft)
160	48.8	220	67.1	90	27.4	70.4	375.1	**38.4**	**17.4** *																					90
160	48.8	220	67.1	100	30.5	67.6	371.2	**35.7**	**16.2** *	70.0	373.7	**37.7**	**17.1** *																	100
160	48.8	220	67.1	110	33.5	64.8	366.8	**32.5**	**14.7** *	67.1	369.7	**34.8**	**15.8** *																	110
160	48.8	220	67.1	120	36.6	61.8	361.8	**29.5**	**13.4** *	64.3	365.2	**31.7**	**14.4** *																	120
160	48.8	220	67.1	130	39.6	58.8	356.1	**26.5**	**12.0** *	61.3	360.1	**28.9**	**13.1** *																	130
160	48.8	220	67.1	131	39.9									65.0	364.1	**32.0**	**14.5** *													131
160	48.8	220	67.1	140	42.7	55.7	349.7	**23.8**	**10.8** *	58.3	354.3	**26.1**	**11.8** *	62.5	359.8	**29.5**	**13.4** *													140
160	48.8	220	67.1	150	45.7	52.5	342.4	**21.2**	**9.6** *	55.2	347.7	**23.4**	**10.6** *	59.5	354.2	**26.8**	**12.2** *													150
160	48.8	220	67.1	160	48.8	49.2	334.3	**18.8**	**8.5** *	52.0	340.3	**20.9**	**9.5** *	56.4	347.9	**24.3**	**11.0** *													160
160	48.8	220	67.1	162	49.4													60.0	351.7	**21.4**	**9.7**									162
160	48.8	220	67.1	170	51.8	45.6	325.1	**16.6**	**7.5** *	48.6	332.0	**18.5**	**8.4** *	53.2	340.9	**21.9**	**9.9** *	57.5	346.7	**19.4**	**8.8**									170
160	48.8	220	67.1	180	54.9	41.9	314.7	**14.5**	**6.6** *	45.0	322.6	**16.3**	**7.4** *	49.9	333.0	**19.5**	**8.8** *	54.4	339.9	**17.2**	**7.8**									180
160	48.8	220	67.1	190	57.9	37.8	302.7	**12.6**	**5.7** *	41.2	312.0	**14.3**	**6.5** *	46.4	324.0	**17.3**	**7.8** *	51.1	332.3	**15.3**	**6.9**									190
160	48.8	220	67.1	191	58.2																	55.0	336.7	**12.3**	**5.6**					191
160	48.8	220	67.1	200	61.0	33.3	288.7	**10.7**	**4.9** *	37.1	299.7	**12.4**	**5.6** *	42.7	313.8	**15.2**	**6.9** *	47.7	323.8	**13.5**	**6.1**	52.1	330.2	**10.9**	**4.9**					200
160	48.8	220	67.1	210	64.0	28.2	271.9	**9.0**	**4.1** *	32.5	285.3	**10.6**	**4.8** *	38.7	302.2	**13.3**	**6.0** *	44.0	314.0	**12.0**	**5.4**	48.8	321.9	**9.5**	**4.3**					210
160	48.8	220	67.1	219	66.8																					50.0	319.2	**6.0**	**2.7**	219
160	48.8	220	67.1	220	67.1	22.1	250.6	**7.4**	**3.4** *	27.3	267.9	**8.9**	**4.0** *	34.3	288.7	**11.5**	**5.2** *	40.1	303.0	**10.5**	**4.8**	45.2	312.6	**8.2**	**3.7**	49.7	318.4	**5.9**	**2.7**	220
160	48.8	220	67.1	230	70.1	13.6	219.6	**5.8**	**2.6** *	20.9	245.6	**7.3**	**3.3** *	29.4	272.6	**9.7**	**4.4** *	35.9	290.2	**9.3**	**4.2**	41.4	302.0	**7.0**	**3.2**	46.2	309.4	**4.9**	**2.2**	230
160	48.8	220	67.1	236	71.9	0.0	167.8	**4.7**	**2.1** *																					236
160	48.8	220	67.1	240	73.2					11.6	211.3	**5.7**	**2.6** *	23.5	252.5	**8.1**	**3.7** *	31.2	275.1	**8.1**	**3.7**	37.3	289.8	**6.0**	**2.7**	42.4	299.1	**3.9**	**1.8**	240
160	48.8	220	67.1	244	74.4					0.0	167.0	**4.9**	**2.2** *																	244
160	48.8	220	67.1	250	76.2									15.8	224.5	**6.6**	**3.0** *	25.7	256.6	**7.1**	**3.2**	32.7	275.5	**5.0**	**2.3**	38.4	287.4	**3.0**	**1.4**	250
160	48.8	220	67.1	258	78.6									0.0	164.7	**5.2**	**2.4** *													258
160	48.8	220	67.1	260	79.2													18.9	232.3	**6.1**	**2.8**	27.6	258.3	**4.1**	**1.9**	34.0	273.8	**2.2**	**1.0**	260
160	48.8	220	67.1	270	82.3													7.3	189.3	**5.2**	**2.4**	21.3	236.2	**3.3**	**1.5**					270
160	48.8	220	67.1	272	82.9													0.0	161.2	**5.1**	**2.3**									272
160	48.8	220	67.1	280	85.3																	12.2	202.9	**2.6**	**1.2**					280
160	48.8	220	67.1	285	86.9																	0.0	156.6	**2.3**	**1.0**					285
160	48.8	240	73.2	86	26.2	73.0	397.3	**33.3**	**15.1** *																					86
160	48.8	240	73.2	90	27.4	72.1	396.2	**32.6**	**14.8** *																					90
160	48.8	240	73.2	100	30.5	69.6	392.7	**29.7**	**13.5** *																					100
160	48.8	240	73.2	107	32.6					70.0	392.5	**29.9**	**13.6** *																	107
160	48.8	240	73.2	110	33.5	67.0	388.7	**26.8**	**12.2** *	69.1	391.3	**28.9**	**13.1** *																	110
160	48.8	240	73.2	120	36.6	64.4	384.2	**24.1**	**10.9** *	66.6	387.2	**26.1**	**11.8** *																	120
160	48.8	240	73.2	130	39.6	61.7	379.1	**21.5**	**9.8** *	63.9	382.6	**23.5**	**10.7** *																	130
160	48.8	240	73.2	140	42.7	58.9	373.4	**19.0**	**8.6** *	61.2	377.4	**21.0**	**9.5** *	65.0	382.2	**24.0**	**10.9** *													140
160	48.8	240	73.2	150	45.7	56.1	367.0	**16.7**	**7.6** *	58.5	371.6	**18.7**	**8.5** *	62.3	377.1	**21.5**	**9.8** *													150
160	48.8	240	73.2	160	48.8	53.2	359.9	**14.5**	**6.6** *	55.6	365.1	**16.3**	**7.4** *	59.5	371.5	**19.2**	**8.7** *													160
160	48.8	240	73.2	170	51.8	50.1	352.0	**12.4**	**5.6** *	52.7	357.9	**14.2**	**6.4** *	56.7	365.3	**17.1**	**7.8** *													170
160	48.8	240	73.2	172	52.4													60.0	369.0	**17.8**	**8.1**									172
160	48.8	240	73.2	180	54.9	47.0	343.2	**10.5**	**4.8** *	49.6	349.8	**12.2**	**5.5** *	53.8	358.4	**15.1**	**6.9** *	57.7	364.1	**16.0**	**7.3**									180
160	48.8	240	73.2	190	57.9	43.6	333.3	**8.7**	**3.9** *	46.4	340.8	**10.3**	**4.7** *	50.8	350.6	**13.0**	**5.9** *	54.8	357.4	**14.1**	**6.4**									190
160	48.8	240	73.2	200	61.0	40.0	322.1	**7.0**	**3.2** *	43.0	330.7	**8.5**	**3.9** *	47.6	342.0	**11.1**	**5.0** *	51.9	349.9	**12.4**	**5.6**									200
160	48.8	240	73.2	203	61.9																	55.0	353.1	**9.3**	**4.2**					203
160	48.8	240	73.2	210	64.0	36.1	309.3	**5.5**	**2.5** *	39.4	319.3	**6.9**	**3.1** *	44.3	332.4	**9.3**	**4.2** *	48.8	341.6	**10.8**	**4.9**	52.8	347.7	**8.3**	**3.8**					210
160	48.8	240	73.2	220	67.1	31.9	294.5	**4.0**	**1.8** *	35.5	306.2	**5.3**	**2.4** *	40.8	321.5	**7.7**	**3.5** *	45.5	332.4	**9.4**	**4.3**	49.8	339.7	**7.0**	**3.2**					220
160	48.8	240	73.2	230	70.1	27.0	276.8	**2.6**	**1.2** *	31.1	291.0	**3.9**	**1.8** *	37.0	309.1	**6.1**	**2.8** *	42.1	321.9	**8.2**	**3.7**	46.6	330.7	**5.9**	**2.7**					230
160	48.8	240	73.2	232	70.7																					50.0	334.5	**3.5**	**1.6**	232
160	48.8	240	73.2	240	73.2					26.1	272.7	**2.5**	**1.1** *	32.8	294.7	**4.6**	**2.1** *	38.4	310.1	**6.8**	**3.1** *	43.2	320.7	**4.8**	**2.2**	47.4	327.4	**2.7**	**1.2**	240
160	48.8	240	73.2	250	76.2									28.1	277.7	**3.2**	**1.5** *	34.3	296.5	**5.3**	**2.4** *	39.6	309.3	**3.8**	**1.7**					250
160	48.8	240	73.2	260	79.2													29.8	280.6	**3.9**	**1.8** *	35.6	296.3	**2.9**	**1.3**					260
160	48.8	240	73.2	270	82.3													24.6	261.1	**2.6**	**1.2** *	31.3	281.2	**2.1**	**1.0**					270
170	51.8	100	30.5	46	14.0	73.0	273.4	**126.6**	**57.4** *																					46
170	51.8	100	30.5	50	15.2	70.4	272.0	**120.3**	**54.6** *																					50
170	51.8	100	30.5	60	18.3	64.2	267.9	**107.0**	**48.5** *	70.0	270.9	**118.0**	**53.5** *																	60
170	51.8	100	30.5	70	21.3	57.7	262.3	**97.1**	**44.1** *	63.5	266.5	**101.5**	**46.1**																	70
170	51.8	100	30.5	80	24.4	50.6	255.1	**89.0**	**40.4**	56.9	260.7	**84.9**	**38.5**																	80
170	51.8	100	30.5	82	25.0									65.0	265.2	**76.5**	**34.7**													82
170	51.8	100	30.5	90	27.4	42.7	245.6	**77.2**	**35.0**	49.7	253.3	**73.7**	**33.4**	60.0	261.1	**67.8**	**30.8**													90
170	51.8	100	30.5	100	30.5	33.4	232.9	**67.1**	**30.4**	41.7	243.5	**63.9**	**29.0**	53.1	254.5	**58.7**	**26.6**													100
170	51.8	100	30.5	104	31.7													60.0	257.4	**50.4**	**22.9**									104
170	51.8	100	30.5	110	33.5	20.8	213.3	**58.9**	**26.7**	32.2	230.3	**56.1**	**25.5**	45.6	246.0	**51.4**	**23.3**	56.2	253.9	**46.8**	**21.2**									110
170	51.8	100	30.5	116	35.4	0.0	177.8	**35.4**	**16.1** *																					116
170	51.8	100	30.5	120	36.6					18.9	209.3	**49.7**	**22.5**	36.9	234.6	**45.5**	**20.6**	49.0	246.3	**41.3**	**18.7**									120
170	51.8	100	30.5	125	38.1					0.0	177.0	**38.6**	**17.5** *																	125
170	51.8	100	30.5	126	38.4																	55.0	247.8	**35.9**	**16.3**					126
170	51.8	100	30.5	130	39.6									25.9	218.2	**40.5**	**18.4**	40.9	236.3	**37.9**	**17.2**	52.0	244.6	**34.1**	**15.5**					130
170	51.8	100	30.5	140	42.7									1.2	176.7	**37.2**	**16.9**	31.1	222.5	**33.9**	**15.4**	44.3	235.7	**30.5**	**13.8**					140
170	51.8	100	30.5	146	44.5																					50.0	236.3	**25.3**	**11.5**	146

LS-348H 5 -- 360 Degree Capacities -- Retracted Gage -- Luffing Jib
80" X 95" Luffing Boom, 68" X 80" Luffing Jib, ABC + A Counterweight

| | | | | | | Luffing Boom Angle | | | | | |

LS-348H 5 -- 360 Degree Capacities -- Retracted Gage -- Luffing Jib
80" X 95" Luffing Boom, 68" X 80" Luffing Jib, ABC + A Counterweight

						Luffing Boom Angle																										
						88 Degrees				85 Degrees				80 Degrees				75 Degrees				70 Degrees				65 Degrees				
Luffing Boom Length (ft)	Luffing Boom Length (m)	Luffing Jib Length (ft)	Luffing Jib Length (m)	Load Radius (ft)	Load Radius (m)	Luffing Jib Angle (deg)	Tip Height (ft)	Rated Capacity (kips)	Rated Capacity (mt)	Luffing Jib Angle (deg)	Tip Height (ft)	Rated Capacity (kips)	Rated Capacity (mt)	Luffing Jib Angle (deg)	Tip Height (ft)	Rated Capacity (kips)	Rated Capacity (mt)	Luffing Jib Angle (deg)	Tip Height (ft)	Rated Capacity (kips)	Rated Capacity (mt)	Luffing Jib Angle (deg)	Tip Height (ft)	Rated Capacity (kips)	Rated Capacity (mt)	Luffing Jib Angle (deg)	Tip Height (ft)	Rated Capacity (kips)	Rated Capacity (mt)	Load Radius (ft)
170	51.8	160	48.8	130	39.6	44.8	290.6	**44.0**	**20.0**	49.2	298.0	**41.4**	**18.8**	55.8	306.8	**38.7**	**17.6**													130
170	51.8	160	48.8	134	40.8													60.0	309.4	**32.7**	**14.8**									134
170	51.8	160	48.8	140	42.7	39.5	279.6	**39.3**	**17.8**	44.2	288.6	**38.4**	**17.4**	51.3	299.4	**34.5**	**15.7**	57.7	306.0	**30.6**	**13.9**									140
170	51.8	160	48.8	150	45.7	33.5	266.0	**36.8**	**16.7**	38.8	277.3	**34.6**	**15.7**	46.6	290.7	**30.9**	**14.0**	53.3	299.1	**27.4**	**12.4**									150
170	51.8	160	48.8	160	48.8	26.3	248.6	**33.3**	**15.1**	32.7	263.4	**31.2**	**14.2**	41.4	280.4	**27.8**	**12.6**	48.7	291.0	**24.5**	**11.1**	55.0	296.9	**21.2**	**9.6**					160
170	51.8	160	48.8	170	51.8	16.4	223.0	**30.2**	**13.7**	25.3	245.4	**28.3**	**12.8**	35.7	267.8	**25.1**	**11.4**	43.7	281.4	**22.0**	**10.0**	50.6	289.5	**18.9**	**8.6**					170
170	51.8	160	48.8	176	53.6	0.0	177.8	**17.1**	**7.8** *																					176
170	51.8	160	48.8	180	54.9					14.9	218.1	**25.7**	**11.7**	29.0	252.0	**22.7**	**10.3**	38.3	269.9	**19.8**	**9.0**	45.8	280.5	**16.9**	**7.7**					180
170	51.8	160	48.8	185	56.4					0.0	177.0	**19.2**	**8.7** *													50.0	282.3	**13.3**	**6.0**	185
170	51.8	160	48.8	190	57.9									20.4	230.3	**20.6**	**9.3**	32.1	255.7	**17.9**	**8.1**	40.5	269.8	**15.1**	**6.9**	47.5	277.7	**12.5**	**5.7**	190
170	51.8	160	48.8	200	61.0									1.0	177.3	**18.7**	**8.5**	24.5	237.1	**16.1**	**7.3**	34.7	256.9	**13.5**	**6.1**	42.4	267.7	**11.0**	**5.0**	200
170	51.8	160	48.8	210	64.0													13.5	208.0	**14.5**	**6.6**	27.7	240.3	**12.1**	**5.5**	36.8	255.6	**9.7**	**4.4**	210
170	51.8	160	48.8	214	65.2													0.0	170.8	**13.9**	**6.3**									214
170	51.8	160	48.8	220	67.1																	18.6	217.0	**10.8**	**4.9**	30.3	240.5	**8.5**	**3.9**	220
170	51.8	160	48.8	228	69.5																	0.0	165.9	**9.8**	**4.4**					228
170	51.8	160	48.8	230	70.1																					22.2	220.3	**7.5**	**3.4**	230
170	51.8	160	48.8	240	73.2																					8.8	184.2	**6.5**	**2.9**	240
170	51.8	160	48.8	242	73.8																					0.0	159.8	**6.3**	**2.9**	242
170	51.8	180	54.9	69	21.0	73.0	349.9	**59.4**	**27.0** *																					69
170	51.8	180	54.9	70	21.3	72.7	349.7	**59.1**	**26.8** *																					70
170	51.8	180	54.9	80	24.4	69.3	346.2	**55.5**	**25.2** *																					80
170	51.8	180	54.9	87	26.5					70.0	346.1	**55.6**	**25.2** *																	87
170	51.8	180	54.9	90	27.4	65.9	342.1	**52.1**	**23.6** *	69.0	345.0	**54.6**	**24.8** *																	90
170	51.8	180	54.9	100	30.5	62.4	337.3	**49.0**	**22.2** *	65.5	340.8	**51.3**	**23.3** *																	100
170	51.8	180	54.9	110	33.5	58.7	331.6	**45.9**	**20.8** *	62.0	335.8	**48.3**	**21.9** *																	110
170	51.8	180	54.9	116	35.4									65.0	337.7	**42.9**	**19.5**													116
170	51.8	180	54.9	120	36.6	54.9	325.1	**43.0**	**19.5** *	58.3	330.1	**45.5**	**20.6**	63.6	335.8	**40.7**	**18.5**													120
170	51.8	180	54.9	130	39.6	50.9	317.5	**37.5**	**17.0** *	54.5	323.4	**40.2**	**18.2**	60.0	330.4	**37.6**	**17.1**													130
170	51.8	180	54.9	140	42.7	46.7	308.8	**34.2**	**15.5** *	50.5	315.8	**37.2**	**16.9** *	56.3	324.2	**33.4**	**15.2**													140
170	51.8	180	54.9	144	43.9													60.0	326.7	**27.9**	**12.7**									144
170	51.8	180	54.9	150	45.7	42.1	298.6	**31.2**	**14.2** *	46.2	306.9	**33.6**	**15.2**	52.3	317.0	**29.9**	**13.6**	57.9	323.3	**26.2**	**11.9**									150
170	51.8	180	54.9	160	48.8	37.1	286.5	**28.4**	**12.9** *	41.6	296.5	**30.3**	**13.7**	48.2	308.7	**26.8**	**12.2**	54.1	316.6	**23.4**	**10.6**									160
170	51.8	180	54.9	170	51.8	31.5	271.9	**25.8**	**11.7** *	36.5	284.1	**27.4**	**12.4**	43.8	299.0	**24.1**	**10.9**	50.0	308.8	**20.9**	**9.5**									170
170	51.8	180	54.9	172	52.4																	55.0	313.3	**17.4**	**7.9**					172
170	51.8	180	54.9	180	54.9	24.7	253.1	**21.6**	**9.8** *	30.8	269.1	**24.8**	**11.3**	39.0	287.7	**21.7**	**9.8**	45.7	299.7	**18.7**	**8.5**	51.7	307.1	**15.7**	**7.1**					180
170	51.8	180	54.9	190	57.9	15.5	225.8	**20.9**	**9.5** *	23.9	249.8	**22.5**	**10.2**	33.6	274.1	**19.6**	**8.9**	41.1	289.2	**16.8**	**7.6**	47.5	298.6	**14.0**	**6.4**					190
170	51.8	180	54.9	196	59.7	0.0	177.8	**13.0**	**5.9** *																					196
170	51.8	180	54.9	198	60.4																					50.0	297.6	**10.1**	**4.6**	198
170	51.8	180	54.9	200	61.0					14.1	220.7	**20.5**	**9.3**	27.3	257.0	**17.7**	**8.0**	36.0	276.6	**15.0**	**6.8**	43.0	288.7	**12.4**	**5.6**	49.0	295.6	**9.8**	**4.4**	200
170	51.8	180	54.9	205	62.5					0.0	177.0	**14.8**	**6.7** *																	205
170	51.8	180	54.9	210	64.0									19.2	233.8	**16.0**	**7.3**	30.2	261.3	**13.5**	**6.1**	38.1	277.0	**11.0**	**5.0**	44.6	286.2	**8.5**	**3.9**	210
170	51.8	180	54.9	220	67.1									0.9	177.4	**14.5**	**6.6**	23.1	241.3	**12.1**	**5.5**	32.6	262.9	**9.7**	**4.4**	39.9	275.2	**7.3**	**3.3**	220
170	51.8	180	54.9	230	70.1													12.7	210.3	**10.8**	**4.9**	26.1	245.1	**8.5**	**3.9**	34.6	262.0	**6.3**	**2.9**	230
170	51.8	180	54.9	234	71.3													0.0	170.8	**10.3**	**4.7**									234
170	51.8	180	54.9	240	73.2																	17.6	220.2	**7.4**	**3.4**	28.6	245.8	**5.3**	**2.4**	240
170	51.8	180	54.9	248	75.6																	0.0	165.9	**6.6**	**3.0**					248
170	51.8	180	54.9	250	76.2																					20.9	224.1	**4.4**	**2.0**	250
170	51.8	180	54.9	260	79.2																					8.3	185.7	**3.7**	**1.7**	260
170	51.8	180	54.9	262	79.9																					0.0	159.8	**3.5**	**1.6**	262
170	51.8	200	61.0	75	22.9	73.0	369.1	**49.1**	**22.3** *																					75
170	51.8	200	61.0	80	24.4	71.5	367.5	**47.6**	**21.6** *																					80
170	51.8	200	61.0	90	27.4	68.4	363.8	**44.8**	**20.3** *																					90
170	51.8	200	61.0	94	28.7					70.0	364.9	**45.8**	**20.8** *																	94
170	51.8	200	61.0	100	30.5	65.3	359.6	**42.2**	**19.1** *	68.1	362.5	**44.1**	**20.0** *																	100
170	51.8	200	61.0	110	33.5	62.1	354.6	**38.3**	**17.4** *	65.0	358.2	**41.5**	**18.8** *																	110
170	51.8	200	61.0	120	36.6	58.8	349.0	**34.9**	**15.8** *	61.8	353.2	**37.7**	**17.1** *																	120
170	51.8	200	61.0	124	37.8									65.0	355.8	**39.0**	**17.7**													124
170	51.8	200	61.0	130	39.6	55.4	342.5	**31.7**	**14.4** *	58.5	347.4	**34.5**	**15.7** *	63.3	353.1	**36.5**	**16.6**													130
170	51.8	200	61.0	140	42.7	51.9	335.1	**28.7**	**13.0** *	55.0	340.9	**31.4**	**14.2** *	60.0	347.7	**32.3**	**14.7**													140
170	51.8	200	61.0	150	45.7	48.1	326.8	**25.9**	**11.8** *	51.5	333.4	**28.4**	**12.9** *	56.6	341.6	**28.8**	**13.1**													150
170	51.8	200	61.0	154	46.9													60.0	344.0	**23.7**	**10.8**									154
170	51.8	200	61.0	160	48.8	44.2	317.1	**23.4**	**10.6** *	47.7	324.9	**25.7**	**11.7** *	53.1	334.5	**25.7**	**11.7**	58.1	340.7	**22.2**	**10.1**									160
170	51.8	200	61.0	170	51.8	39.9	306.0	**21.0**	**9.5** *	43.7	315.1	**23.2**	**10.5** *	49.5	326.5	**23.0**	**10.4**	54.7	334.0	**19.7**	**8.9**									170
170	51.8	200	61.0	180	54.9	35.2	293.0	**18.7**	**8.5** *	39.4	303.8	**20.8**	**9.4** *	45.6	317.4	**20.7**	**9.4**	51.1	326.5	**17.6**	**8.0**									180
170	51.8	200	61.0	183	55.8																	55.0	329.7	**14.0**	**6.4**					183
170	51.8	200	61.0	190	57.9	29.8	277.3	**16.6**	**7.5** *	34.6	290.6	**18.6**	**8.4** *	41.4	306.8	**18.6**	**8.4**	47.3	317.8	**15.7**	**7.1**	52.5	324.6	**12.8**	**5.8**					190
170	51.8	200	61.0	200	61.0	23.5	257.4	**14.6**	**6.6** *	29.2	274.5	**16.5**	**7.5** *	36.9	294.6	**16.7**	**7.6**	43.3	307.9	**13.9**	**6.3**	48.8	316.5	**11.2**	**5.1**					200
170	51.8	200	61.0	210	64.0	14.7	228.5	**12.7**	**5.8** *	22.6	253.9	**14.5**	**6.6** *	31.8	279.9	**15.0**	**6.8**	38.9	296.5	**12.4**	**5.6**	44.9	307.1	**9.8**	**4.4**	50.0	312.9	**7.2**	**3.3**	210
170	51.8	200	61.0	216	65.8	0.0	177.8	**9.4**	**4.3** *																					216
170	51.8	200	61.0	220	67.1					13.3	223.1	**12.6**	**5.7** *	25.9	261.8	**13.5**	**6.1**	34.1	283.0	**11.0**	**5.0**	40.7	296.3	**8.5**	**3.9**	46.3	304.4	**6.1**	**2.8**	220

LS-348H 5 -- 360 Degree Capacities -- Retracted Gage -- Luffing Jib
80" X 95" Luffing Boom, 68" X 80" Luffing Jib, ABC + A Counterweight

| | | | | | | Luffing Boom Angle | | | | | |

LS-348H 5 -- 360 Degree Capacities -- Retracted Gage -- Luffing Jib
80" X 95" Luffing Boom, 68" X 80" Luffing Jib, ABC + A Counterweight

| | | | | | | Luffing Boom Angle | | | | | |

LS-348H 5 -- 360 Degree Capacities -- Retracted Gage -- Luffing Jib
80" X 95" Luffing Boom, 68" X 80" Luffing Jib, ABC + A Counterweight

| | | | | | | Luffing Boom Angle | | | | | |

LS-348H 5 -- 360 Degree Capacities -- Retracted Gage -- Luffing Jib
80" X 95" Luffing Boom, 68" X 80" Luffing Jib, ABC + A Counterweight

| | | | | | | Luffing Boom Angle | | | | | |

LS-348H 5 -- 360 Degree Capacities -- Retracted Gage -- Luffing Jib
80" X 95" Luffing Boom, 68" X 80" Luffing Jib, ABC + A Counterweight

| | | | | | | Luffing Boom Angle | | | | | |

LS-348H 5 -- 360 Degree Capacities -- Retracted Gage -- Luffing Jib
80" X 95" Luffing Boom, 68" X 80" Luffing Jib, ABC + A Counterweight

| | | | | | | Luffing Boom Angle | | | | | |

LS-348H 5 -- 360 Degree Capacities -- Retracted Gage -- Luffing Jib
80" X 95" Luffing Boom, 68" X 80" Luffing Jib, ABC + A Counterweight

						Luffing Boom Angle																										
						88 Degrees					85 Degrees				80 Degrees				75 Degrees				70 Degrees				65 Degrees				
Luffing Boom Length (ft)	Luffing Boom Length (m)	Luffing Jib Length (ft)	Luffing Jib Length (m)	Load Radius (ft)	Load Radius (m)	Luffing Jib Angle (deg)	Tip Height (ft)	Rated Capacity (kips)	Rated Capacity (mt)		Luffing Jib Angle (deg)	Tip Height (ft)	Rated Capacity (kips)	Rated Capacity (mt)	Luffing Jib Angle (deg)	Tip Height (ft)	Rated Capacity (kips)	Rated Capacity (mt)	Luffing Jib Angle (deg)	Tip Height (ft)	Rated Capacity (kips)	Rated Capacity (mt)	Luffing Jib Angle (deg)	Tip Height (ft)	Rated Capacity (kips)	Rated Capacity (mt)	Luffing Jib Angle (deg)	Tip Height (ft)	Rated Capacity (kips)	Rated Capacity (mt)	Load Radius (ft)
190	57.9	200	61.0	100	30.5	65.5	379.9	**39.3**	**17.8**	*	68.6	383.1	**42.3**	**19.2**	*																	100
190	57.9	200	61.0	110	33.5	62.4	375.0	**37.3**	**16.9**	*	65.5	378.9	**39.9**	**18.1**	*																	110
190	57.9	200	61.0	120	36.6	59.1	369.4	**32.4**	**14.7**	*	62.3	374.0	**37.1**	**16.8**	*																	120
190	57.9	200	61.0	128	39.0											65.0	375.5	**35.9**	**16.3**													128
190	57.9	200	61.0	130	39.6	55.7	363.0	**31.0**	**14.1**	*	59.0	368.4	**34.1**	**15.5**	*	64.4	374.5	**35.0**	**15.9**													130
190	57.9	200	61.0	140	42.7	52.1	355.7	**28.2**	**12.8**	*	55.6	362.0	**31.0**	**14.1**	*	61.1	369.4	**31.0**	**14.1**													140
190	57.9	200	61.0	150	45.7	48.4	347.4	**25.5**	**11.6**	*	52.1	354.7	**28.2**	**12.8**	*	57.8	363.5	**27.5**	**12.5**													150
190	57.9	200	61.0	160	48.8	44.4	337.8	**23.0**	**10.4**	*	48.4	346.4	**25.5**	**11.6**	*	54.4	356.8	**24.5**	**11.1**	60.0	363.3	**20.6**	**9.3**									160
190	57.9	200	61.0	170	51.8	40.2	326.9	**20.6**	**9.3**	*	44.4	336.8	**23.1**	**10.5**	*	50.8	349.1	**21.9**	**9.9**	56.5	356.9	**18.1**	**8.2**									170
190	57.9	200	61.0	180	54.9	35.5	314.0	**18.4**	**8.3**	*	40.2	325.8	**20.7**	**9.4**	*	47.0	340.4	**19.6**	**8.9**	53.0	349.8	**16.0**	**7.3**									180
190	57.9	200	61.0	190	57.9	30.2	298.5	**16.4**	**7.4**	*	35.5	313.0	**18.6**	**8.4**	*	42.9	330.4	**17.6**	**8.0**	49.3	341.8	**14.2**	**6.4**	55.0	348.5	**10.8**	**4.9**					190
190	57.9	200	61.0	200	61.0	23.9	279.0	**14.4**	**6.5**	*	30.2	297.5	**16.5**	**7.5**	*	38.5	318.7	**15.7**	**7.1**	45.4	332.5	**12.5**	**5.7**	51.4	341.0	**9.3**	**4.2**					200
190	57.9	200	61.0	210	64.0	15.4	251.1	**12.5**	**5.7**	*	23.9	277.9	**14.5**	**6.6**	*	33.6	305.0	**14.1**	**6.4**	41.2	321.9	**11.0**	**5.0**	47.6	332.4	**8.0**	**3.6**					210
190	57.9	200	61.0	217	66.1	0.0	197.8	**9.8**	**4.4**	*																						217
190	57.9	200	61.0	219	66.8																							50.0	331.1	**4.2**	**1.9**	219
190	57.9	200	61.0	220	67.1						15.3	249.8	**12.7**	**5.8**	*	28.1	288.3	**12.6**	**5.7**	36.7	309.6	**9.7**	**4.4**	43.6	322.7	**6.8**	**3.1**	49.6	330.1	**4.0**	**1.8**	220
190	57.9	200	61.0	227	69.2						0.0	196.9	**11.2**	**5.1**	*																	227
190	57.9	200	61.0	230	70.1											21.2	266.4	**11.3**	**5.1**	31.6	294.8	**8.5**	**3.9**	39.3	311.3	**5.7**	**2.6**	45.7	321.0	**3.1**	**1.4**	230
190	57.9	200	61.0	240	73.2											10.7	231.5	**10.1**	**4.6**	25.6	276.4	**7.4**	**3.4**	34.5	298.0	**4.7**	**2.1**	41.6	310.5	**2.2**	**1.0**	240
190	57.9	200	61.0	244	74.4											0.0	194.3	**9.7**	**4.4**													244
190	57.9	200	61.0	250	76.2															17.8	251.3	**6.4**	**2.9**	29.1	281.9	**3.8**	**1.7**					250
190	57.9	200	61.0	260	79.2															0.0	190.2	**5.5**	**2.5**	22.5	261.2	**3.0**	**1.4**					260
190	57.9	200	61.0	270	82.3																			13.1	230.1	**2.3**	**1.0**					270
200	61.0	100	30.5	47	14.3	73.0	303.4	**106.0**	**48.1**	*																						47
200	61.0	100	30.5	50	15.2	71.1	302.4	**102.9**	**46.7**	*																						50
200	61.0	100	30.5	60	18.3	64.9	298.3	**94.0**	**42.6**	*																						60
200	61.0	100	30.5	62	18.9						70.0	300.8	**98.6**	**44.7**	*																	62
200	61.0	100	30.5	70	21.3	58.4	292.9	**85.5**	**38.8**	*	65.2	297.6	**92.1**	**41.8**	*																	70
200	61.0	100	30.5	80	24.4	51.4	285.9	**78.5**	**35.6**	*	58.7	292.3	**83.2**	**37.7**																		80
200	61.0	100	30.5	88	26.8											65.0	294.7	**67.4**	**30.6**													88
200	61.0	100	30.5	90	27.4	43.6	276.7	**72.9**	**33.1**	*	51.7	285.3	**72.3**	**32.8**		63.4	293.5	**64.8**	**29.4**													90
200	61.0	100	30.5	100	30.5	34.5	264.4	**66.6**	**30.2**		43.9	276.2	**62.6**	**28.4**		56.8	287.7	**56.1**	**25.5**													100
200	61.0	100	30.5	110	33.5	22.4	246.0	**58.4**	**26.5**		34.9	264.1	**54.9**	**24.9**		49.6	280.3	**49.0**	**22.2**													110
200	61.0	100	30.5	112	34.1															60.0	286.4	**41.9**	**19.0**									112
200	61.0	100	30.5	118	36.0	0.0	207.8	**36.5**	**16.6**	*																						118
200	61.0	100	30.5	120	36.6						23.1	246.0	**48.6**	**22.1**		41.6	270.5	**43.2**	**19.6**	54.7	281.4	**39.4**	**17.9**									120
200	61.0	100	30.5	128	39.0						0.0	206.9	**39.8**	**18.1**	*																	128
200	61.0	100	30.5	130	39.6											32.0	257.1	**39.8**	**18.1**	47.3	273.3	**35.0**	**15.9**									130
200	61.0	100	30.5	136	41.5																			55.0	276.0	**28.2**	**12.8**					136
200	61.0	100	30.5	140	42.7											18.6	236.0	**35.6**	**16.2**	38.9	262.6	**31.3**	**14.2**	52.2	273.0	**26.9**	**12.2**					140
200	61.0	100	30.5	145	44.2											0.0	204.1	**33.5**	**15.2**													145
200	61.0	100	30.5	150	45.7															28.5	247.6	**28.0**	**12.7**	44.5	264.1	**24.1**	**10.9**					150
200	61.0	100	30.5	159	48.5																							50.0	263.5	**18.2**	**8.3**	159
200	61.0	100	30.5	160	48.8															11.9	220.5	**25.2**	**11.4**	35.6	252.2	**21.5**	**9.8**	49.1	262.5	**17.9**	**8.1**	160
200	61.0	100	30.5	162	49.4															0.0	199.8	**24.5**	**11.1**									162
200	61.0	100	30.5	170	51.8																			24.0	234.7	**19.3**	**8.8**	41.0	252.6	**16.0**	**7.3**	170
200	61.0	100	30.5	179	54.6																			0.0	194.1	**17.4**	**7.9**					179
200	61.0	100	30.5	180	54.9																							31.3	238.9	**14.2**	**6.4**	180
200	61.0	100	30.5	190	57.9																							17.4	216.8	**12.6**	**5.7**	190
200	61.0	100	30.5	195	59.4																							0.0	187.0	**11.8**	**5.4**	195
200	61.0	120	36.6	53	16.2	73.0	322.6	**92.3**	**41.9**	*																						53
200	61.0	120	36.6	60	18.3	69.3	320.0	**86.8**	**39.4**	*																						60
200	61.0	120	36.6	69	21.0						70.0	319.6	**85.7**	**38.9**	*																	69
200	61.0	120	36.6	70	21.3	64.1	315.7	**78.4**	**35.6**	*	69.5	319.3	**85.1**	**38.6**	*																	70
200	61.0	120	36.6	80	24.4	58.6	310.3	**72.0**	**32.7**	*	64.3	315.0	**78.6**	**35.7**	*																	80
200	61.0	120	36.6	90	27.4	52.9	303.5	**66.7**	**30.3**	*	58.9	309.6	**71.2**	**32.3**																		90
200	61.0	120	36.6	96	29.3											65.0	312.8	**58.1**	**26.4**													96
200	61.0	120	36.6	100	30.5	46.6	295.0	**62.1**	**28.2**	*	53.1	302.9	**61.6**	**27.9**		62.8	310.8	**54.8**	**24.9**													100
200	61.0	120	36.6	110	33.5	39.6	284.3	**55.9**	**25.4**	*	46.9	294.5	**53.9**	**24.5**		57.3	305.1	**47.8**	**21.7**													110
200	61.0	120	36.6	120	36.6	31.4	270.3	**50.4**	**22.9**	*	39.9	283.9	**47.6**	**21.6**		51.5	297.9	**42.1**	**19.1**													120
200	61.0	120	36.6	122	37.2															60.0	303.7	**37.2**	**16.9**									122
200	61.0	120	36.6	130	39.6	20.5	249.7	**45.4**	**20.6**		31.8	270.1	**42.4**	**19.2**		45.1	289.0	**38.8**	**17.6**	55.6	298.8	**33.8**	**15.3**									130
200	61.0	120	36.6	138	42.1	0.0	207.8	**28.8**	**13.1**	*																						138
200	61.0	120	36.6	140	42.7						21.0	249.9	**39.2**	**17.8**		37.8	277.7	**34.7**	**15.7**	49.6	291.1	**30.1**	**13.7**									140
200	61.0	120	36.6	148	45.1						0.0	206.9	**31.7**	**14.4**	*									55.0	292.4	**23.5**	**10.7**					148
200	61.0	120	36.6	150	45.7											29.2	262.6	**31.2**	**14.2**	42.9	281.5	**27.0**	**12.3**	53.5	290.5	**22.8**	**10.3**					150
200	61.0	120	36.6	160	48.8											17.0	239.1	**28.1**	**12.7**	35.4	269.3	**24.2**	**11.0**	47.3	282.3	**20.4**	**9.3**					160
200	61.0	120	36.6	165	50.3											0.0	204.1	**26.5**	**12.0**													165
200	61.0	120	36.6	170	51.8															26.0	252.4	**21.8**	**9.9**	40.4	271.9	**18.2**	**8.3**					170
200	61.0	120	36.6	172	52.4																							50.0	278.8	**14.4**	**6.5**	172

LS-348H 5 -- 360 Degree Capacities -- Retracted Gage -- Luffing Jib
80" X 95" Luffing Boom, 68" X 80" Luffing Jib, ABC + A Counterweight

| | | | | | | Luffing Boom Angle | | | | | |

Link-Belt Construction Equipment Company Lexington, Kentucky www.linkbelt.com
®Link-Belt is a registered trademark. Copyright 2007. We are constantly improving our products and therefore reserve the right to change designs and specifications.